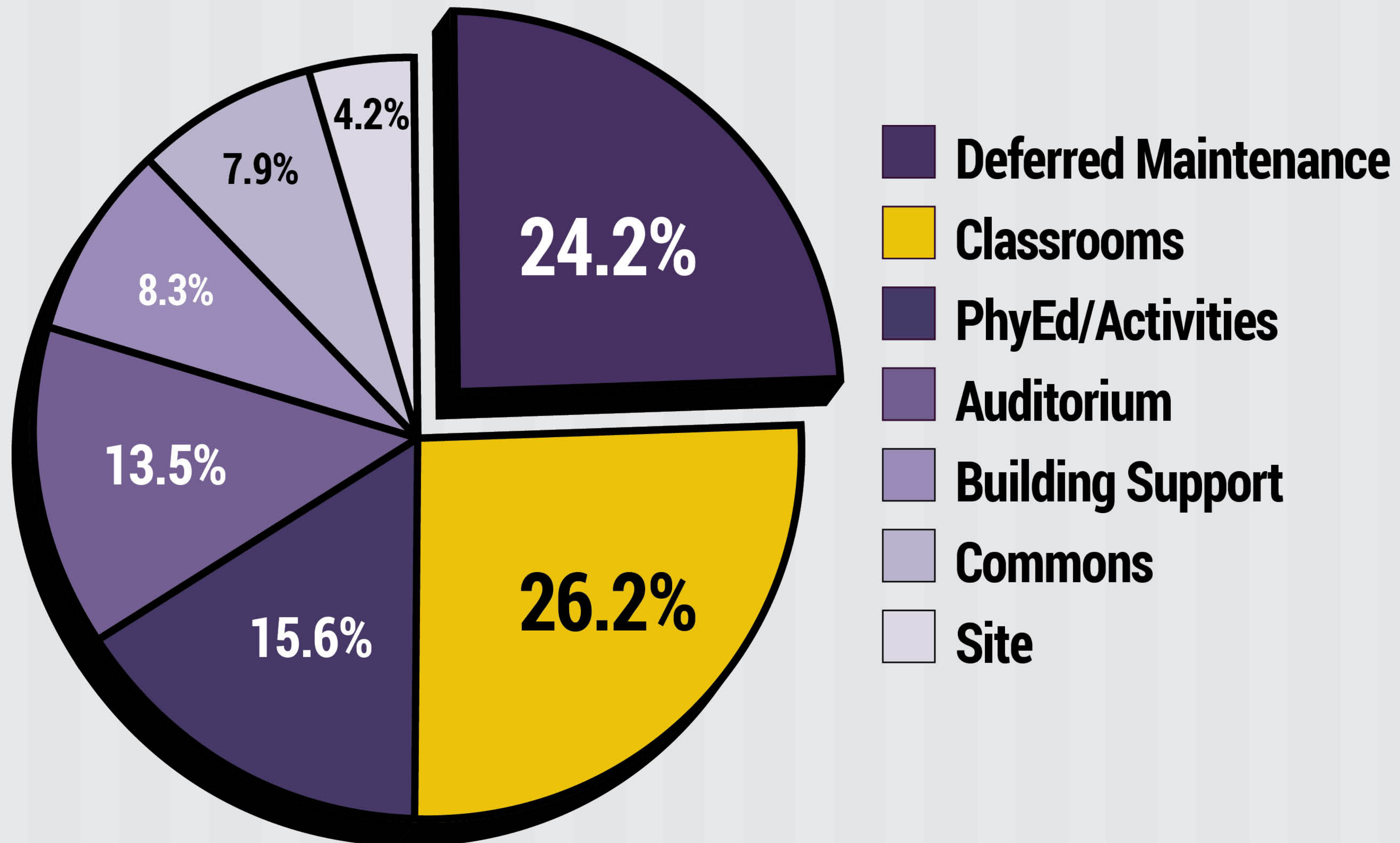


**Get
Educated
on the
School
Referendum**

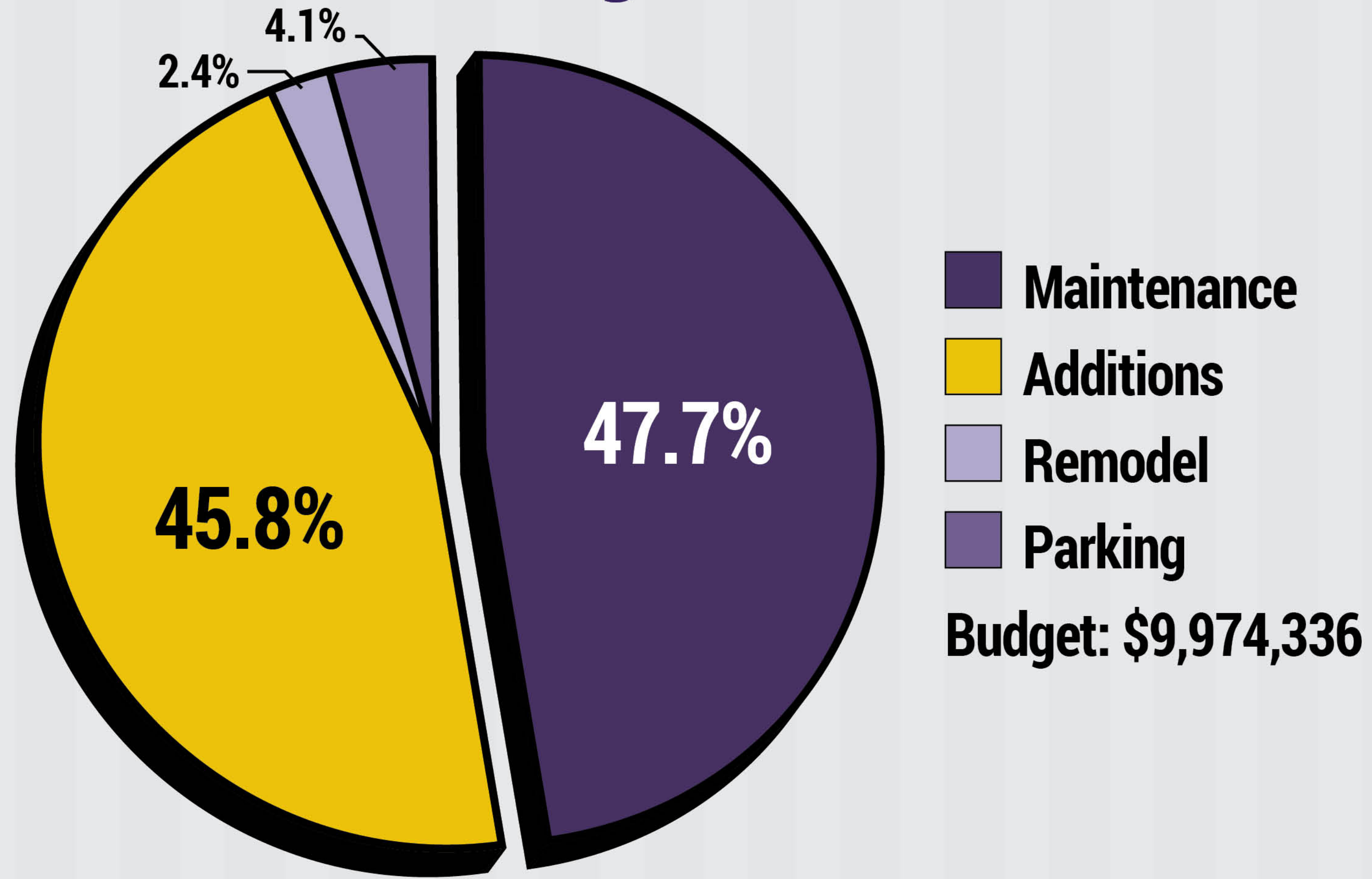
GENERAL CLASSIFICATIONS

Total Project Percentages



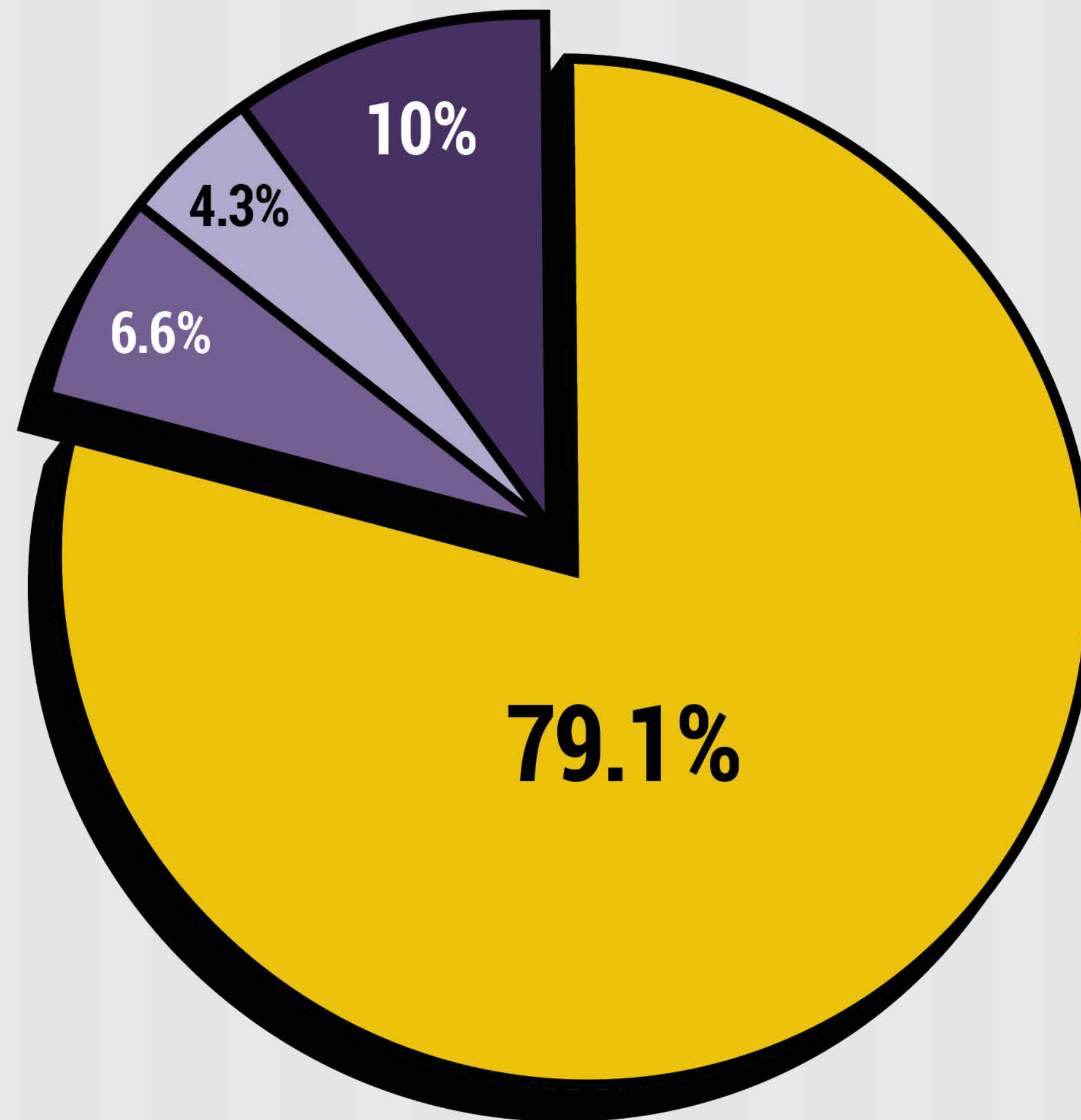
BUDGET CATEGORIES

Elementary School



BUDGET CATEGORIES

High School



 **Maintenance**

 **Additions**

 **Remodel**

 **Parking**

Budget: \$16,504,926

Preliminary Estimates

Analysis of Tax Impact 2018 for Potential Bond Issue

Estimated Pay 2019 Tax Impact*

Residential Homestead

Estimated Market Value	Annual	Monthly
\$50,000	\$68	\$6
\$75,000	\$102	\$9
\$100,000	\$163	\$14
\$125,000	\$225	\$19
\$150,000	\$287	\$24
\$175,000	\$349	\$29
\$200,000	\$411	\$34
\$250,000	\$535	\$45
\$300,000	\$659	\$55
\$400,000	\$907	\$76
\$500,000	\$1,138	\$95

Commercial/Industrial

Estimated Market Value	Annual	Monthly
\$50,000	\$171	\$14
\$100,000	\$341	\$28
\$250,000	\$967	\$81
\$500,000	\$2,104	\$175
\$1,000,000	\$4,379	\$365

Bond Summary

Bond Issue Amount **\$26,000,000**

Average Interest % Rate **4.0**

Number of Years/Tax Levies **20**

Agricultural Homestead**

Estimated Market Value	Annual	Monthly
\$2,000	\$1.37	\$0.11
\$3,000	\$2.05	\$0.17
\$4,000	\$2.73	\$0.23
\$5,000	\$3.41	\$0.28
\$6,000	\$4.10	\$0.34
\$7,000	\$4.78	\$0.40

Average value per acre of land & buildings

Agricultural Non-Homestead**

Estimated Market Value	Annual	Monthly
\$2,000	\$2.73	\$0.23
\$3,000	\$4.10	\$0.34
\$4,000	\$5.46	\$0.46
\$5,000	\$6.83	\$0.57
\$6,000	\$8.19	\$0.68
\$7,000	\$9.56	\$0.80

Average value per acre of land & buildings

* Estimated tax impact includes principal and interest payments on the new bonds. The amounts in the table are based on school district taxes for bonded debt levies only, and do not include tax levies for other purposes. Tax increases shown above are gross increases, not including the impact of the homeowner's Homestead Credit Refund ("Circuit Breaker") program. Many owners of homestead property will qualify for a refund, based on their income and total property taxes. This will decrease the net effect of the proposed bond issue for many property owners.

** Estimated tax impact includes 40% reduction due to the School Building Bond Agricultural Credit. Average value per acre is the total assessed value of all land & buildings divided by total acres. Homestead examples exclude the house, garage, and one acre, which has the same tax impact as a residential homestead. If you own more than \$1.9 million of agricultural homestead property, call Ehlers at 1-800-552-1171 or email MNSchools@ehlers-inc.com



Project Facts

Total of General Obligation Bonds \$26,000,000

- 20 Year Repayment Plan
- Estimated Interest Rate of 4.0%
- Voter Approved Levy
- Bond Paid By School District Taxpayers
- **All Properties Taxed:** Residential, Commercial, Industry, Ag Homestead & Ag Properties

Tax Impact Information - Ehlers Financial

- District Web Page / Interactive Link
- Contact Ehlers Educational Team @ 1-800-552-1171 with Parcel Numbers for Ag Tax Information

Long-Term Facilities Maintenance (LTFM) \$500,000

- 10 Year Levy- Sell Bonds- Board Approved
- LTFM - Replaces Health & Safety, Deferred Maintenance & Alternative Facilities
- LTFM Fully Funded in 2018



Tax Credits/Refunds:

School Building Bond Agricultural Credit

Effective for taxes payable in 2018 and later, this property tax credit will provide owners of agricultural property with a 40% credit for the taxes attributable to school district debt service for all agricultural property, except for the house, garage and one acre. This ongoing credit will be directly deducted from property taxes owed and applies to debt service taxes for all types of existing and future building bonds for construction and renovation projects. The credit is automatically deducted on the tax statement and is included in the tax impact estimates provided by Ehlers.

For Property Owners

To learn specific information about tax credits, exclusions and deferrals, visit www.barnesville.k12.mn.us and click on the Ehlers Live Link.

You may qualify and can visit site to learn about:

- Minnesota Homestead Credit Refund
- Special Property Tax Refund
- Homestead Exclusion
- Senior Citizen Property Tax Deferral



Elementary School

Maintenance - 57,900 Square Feet

- Building Exterior Repair Brick / Caulking
- Building Interior Repair – Ceilings / Bathrooms
- Mechanical / Electrical – Updates & Controls
- Fire Sprinkle Remainder of Elementary

Additions - 18,400 Square Feet

- Classrooms / Commons
- Elementary Office / Secure Entry

Remodel - 1,412 Square Feet

- Remodel Existing Office for Special Education
- Parking / Site - 32,000 Square Feet



High School

Maintenance - 73,300 Square Feet

- Building Exterior Repair – Brick / Caulking
- Building Interior – Locker Rooms / Bathrooms
- Fire Sprinkle Remainder of High School

Additions - 56,610 Square Feet

- Music-Band / Choir and Support Spaces
- Gymnasium – Full Two-Station Gym
- Locker Rooms
- Auditorium / Stage
- Commons
- Walking Track

Remodel - 6,568 Square Feet

- Special Education
- Science Classrooms / Labs

Parking / Site - 53, 000 Square Feet