


TROJAN FOOTBALL 2012



PRAIRIE NORTH CONFERENCE CHAMPIONS

SECTION 8AA RUNNER UP

RECORD 10-1

2012 Barnesville Trojan Award Winners

Practice Player of the yearHunter Olson
Trojan PrideIsaac Goedtker
Most Improved Football Player.....Jace Nosal
Rookie of the Year Award.....Ben Randklev and Ethan Ishaug
Most Valuable Offensive LinemanKyle Johnson
Most Valuable Offensive Back.....Michael Strand
Most Valuable Defensive Lineman.....Willie Anderson
Most Valuable LinebackerJace Nosal
Most Valuable Defensive BackAustin Martz
Most Valuable Offensive PlayerKyler Martz
Most Valuable Defensive Player.....Austin Martz
Most Valuable PlayerAustin Martz and Michael Strand
9th Grade Ironman ChampionJosh Tweeton
10th Grade Ironman Champion..... Rylee Anderson
11th Grade Ironman Champion.....Michael Strand
12th Grade Ironman Champion.....Isaac Goedtker
Overall Ironman ChampionMichael Strand

Prairie North All Conference

Austin Martz, Kyle Johnson, Stuart Brandt, Michael Strand, Isaac Goedtker, Jace Nosal, Kyler Martz

Honorable Mention All Conference

Dain Biewer, Willie Anderson, Josh Smith

Most Valuable Offensive Back Prairie North Conference-Michael Strand

Most Valuable Offensive Lineman Prairie North Conference—Kyle Johnson

Most Valuable Defensive Back Prairie North Conference – Austin Martz

Most Valuable Defensive Player Prairie North and South Conference-Austin Martz

Most Valuable Offensive Player Prairie North and South Conference-Michael Strand

All Section 8AA Team

Kyle Johnson, Austin Martz, Michael Strand, Jonah Kletsch

Academic All State

Austin Martz

Team Academic All State – Gold Award (1 of 8 schools in AA to receive)

Craig Olson Athlete of the Week

October 16, 2012 – Austin Martz

October 29, 2012 – Michael Strand

Honorable Mention All State – Michael Strand –Returner/All Purpose

Name: Willie Anderson

Parents: Mary and Steve Anderson

Positions played: Kicker, DT

of years Lettered: 2

Favorite Football Memory: Playing in the metrodome

Person I admire the most and why: Hunter Olson works hard every play

Favorite Quote: When you want to succeed as bas as you want to breathe, then you'll be successful

Something I have taken from being a part of the BHS football team: With hard work you can accomplish almost anything

What will you miss next year: being out on the field with the guys

HONORS:

2012 Most Valuable Defensive Lineman


2012 Honorable Mention All Conference

Defensive Career Stats:

Solo Tackles +3	Assisted Tackles +1	Tackle for Loss +2	Tipped Pass +1	Fumble Caused +4	Fumble Recovery +3	INT +5	Sack +4	Blocked Kick +5	Tackle on Kick +3	Total Points
45	77	13	0	3	3	0	3	2	18	335

Offensive Career Stats:

30/1180 yards for kickoffs (39.3 yard average per kick)



Name: Dain Biewer

Parents: Gary and Sharon Biewer

Positions played: Offensive Tackle, Def Tackle

of years Lettered: 3

Favorite Football Memory: 2011 game against Osakis, we went for an onside kick, we recover and Trowbridge gets all excited pointing in the wrong direction and Mr. Kalkbrenner points to him the right way we should be going, then he changes his pointing.... Cmon MAN

Person I admire the most and why: Coach Kalkbrenner because we have the same first name (even spelled the right way) and we somewhat look alike

Favorite Quote: "1, 2, go" Coach McCarty

Something I have taken from being a part of the BHS football team: Don't quit for what you are fighting for.

What will you miss next year: Brothers


Honors:

2012 Honorable Mention All Conference

Defensive Career Stats:

Solo Tackles +3	Assisted Tackles +1	Tackle for Loss +2	Tipped Pass +1	Fumble Caused +4	Fumble Recovery +3	INT +5	Sack +4	Blocked Kick +5	Tackle on Kick +3	Total Points
3	4	2	0	0	0	0	0	0	0	17

Offensive Career Stats:



Name: Stuart Brandt

Parents: Lisa and Darin Brandt

Positions played: RB, FB, Corner, SS, FS, KR, PR

of years Lettered: 4

Favorite Football Memory: All four years of varsity football

Person I admire the most and why: my parents, for always supporting me

Favorite Quote: working to win does not make a winner, hating to lose makes a winner

Something I have taken from being a part of the BHS football team: Being a team and winning

What will you miss next year: 145 scoop with Garrett, Bus rides, the lights being with the team

HONORS:

All Conference 2011 and 2012

Defensive Career Stats:

Solo Tackles +3	Assisted Tackles +1	Tackle for Loss +2	Tipped Pass +1	Fumble Caused +4	Fumble Recovery +3	INT +5	Sack +4	Blocked Kick +5	Tackle on Kick +3	Total Points
71	65	9	13	0	3	3	.5	0	27	420



Offensive Career Stats:

Rushing - 123/946 yards (7.69 Average) 11 Rushing TD's

Receiving – 5/75 yards 15 average 1 Rec TD

4 2 point conversions total of 80 points scored

17/240 Kickoff Returns 14.1 yard average



Name: Brian Butenoff

Parents: Doug and Mary

Positions played: TE, DE, LB, Special Teams

of years Lettered: 3

Favorite Football Memory: Isaacs halftime stories

Person I admire the most and why: Coach McCarty because he never gives up on what he loves to do

Favorite Quote: "Oh Jesus" coach McCarty

Something I have taken from being a part of the BHS football team: that you can get anywhere if you work your hardest



What will you miss next year: All of my brothers and the great times we have had together

Defensive Career Stats:

Solo Tackles +3	Assisted Tackles +1	Tackle for Loss +2	Tipped Pass +1	Fumble Caused +4	Fumble Recovery +3	INT +5	Sack +4	Blocked Kick +5	Tackle on Kick +3	Total Points
9	18	4	0	0	1	0	0	0	10	86

Offensive Career Stats:

Receiving – 1/10 yards



Name: Zach Dent

Parents: Tim Dent and Karie Dent

Positions played: TE, Safety

of years Lettered: 2

Favorite Football Memory: Isaac's story time

Person I admire the most and why: My dad, he supports everything I do and can help me with just about everything

Favorite Quote: "Once there was a TEAM" ...(you know the rest) Isaac Goedtke

Something I have taken from being a part of the BHS football team: how big of a difference effort can make

What will you miss next year: Every single person who is part of this team and being able to play football

Defensive Career Stats:

Solo Tackles +3	Assisted Tackles +1	Tackle for Loss +2	Tipped Pass +1	Fumble Caused +4	Fumble Recovery +3	INT +5	Sack +4	Blocked Kick +5	Tackle on Kick +3	Total Points
2	8	0	0	0	0	0	0	0	4	26

Offensive Career Stats:



Name: Isaac Goedtke

Parents: Donald and Sarah Goedtke

Positions played: TE/DE

of years Lettered: 3

Favorite Football Memory: Kyle lateral dropping 2 football players in defensive breakdown

Person I admire the most and why: my brother because he is always happy but pushes me to get better

Favorite Quote: Dress to Impress

Something I have taken from being a part of the BHS football team: Being a part of a family and the morals we learned

What will you miss next year: Friday night lights

HONORS:

11th and 12th grade Ironman Champion

2011 Rookie of the year

2012 Trojan Pride Award

2012 All Conference

Defensive Career Stats:

Solo Tackles +3	Assisted Tackles +1	Tackle for Loss +2	Tipped Pass +1	Fumble Caused +4	Fumble Recovery +3	INT +5	Sack +4	Blocked Kick +5	Tackle on Kick +3	Total Points
26	36	9	1	4	2	0	2	0	14	205

Offensive Career Stats:

Rushing – 20/191 yards (9.5 yard average) 5 Rushing TD's

Receiving – 28/580 yards (20.7 yard per catch) 7 Receiving TD's

4 – 2pt conversions

80 points scored

Passing – 3/4 for 35 yards

3/24 Kickoff Return yards



Name: Tracy Jerald

Parents: Scott and Heather Jerald

Positions played: TE, DB

of years Lettered: 3

Favorite Football Memory: Going to state my sophomore year

Person I admire the most and why: My mom, works hard all the time whether its at work or making me food, she refuses to fail

Favorite Quote: Teach them to hate football – coach McCarty

Something I have taken from being a part of the BHS football team: work hard, have confidence and pride you will go far

What will you miss next year: playing every Friday night under the lights, coaches and teammates

Defensive Career Stats:

Solo Tackles +3	Assisted Tackles +1	Tackle for Loss +2	Tipped Pass +1	Fumble Caused +4	Fumble Recovery +3	INT +5	Sack +4	Blocked Kick +5	Tackle on Kick +3	Total Points
26	19	3	6	1	1	5	0	0	14	183

Offensive Career Stats:

Rushing – 2/4 yards 2 yard average

Receiving – 2/46 yards (23 yard average) 2 TD's

3 overall TD's for 18 points scored

1/21 yards Punt Return



Name: Kyle Johnson

Parents: Brandt and Jamie

Positions played: RG, DT, DE

of years Lettered: 3

Favorite Football Memory: The state championship, when Kalkbrenner laid out Isaac on our way to D breakdown

Person I admire the most and why: Dad, he encouraged me to play my best and pushed me to getting in the weight room

Favorite Quote: Teach them to hate football – McCarty

Something I have taken from being a part of the BHS football team: To be a leader, and to do the right thing

What will you miss next year: Playing with my best friends on the same field, knowing how big of a deal we are to our school and city. Playing on our home field.

HONORS:

2011 and 2012 Most Valuable Offensive Lineman – Team

2011 and 2012 All Conference

2011 and 2012 Most Valuable Lineman of the Conference


2012 All Section 8AA

Defensive Career Stats:

Solo Tackles +3	Assisted Tackles +1	Tackle for Loss +2	Tipped Pass +1	Fumble Caused +4	Fumble Recovery +3	INT +5	Sack +4	Blocked Kick +5	Tackle on Kick +3	Total Points
27	24	19	1	2	1	0	8	0	0	187

Offensive Career Stats:

2 kickoff Returns for 22 yards



Name: Colby Mahar

Parents: Scott and Mary Mahar

Positions played: LB/FB/DT/Special Teams

of years Lettered: 3

Favorite Football Memory: When Trow said if I screw off one more time he will kick me over a fence

Person I admire the most and why: McCarty- most people his age are in a nursing home

Favorite Quote: The sky is not the limit... there are footprints on the moon

Something I have taken from being a part of the BHS football team: teamwork is the key to success



What will you miss next year: . Friday night lights

Defensive Career Stats:

Solo Tackles +3	Assisted Tackles +1	Tackle for Loss +2	Tipped Pass +1	Fumble Caused +4	Fumble Recovery +3	INT +5	Sack +4	Blocked Kick +5	Tackle on Kick +3	Total Points
3	5	2	0	0	0	0	0	0	0	18

Offensive Career Stats:

Rushing – 23/115 yards (5.0 yard average) 1 TD



Name: Austin Robert Martz

Parents: Stacy and Connie Martz

Positions played: RB, SS, Corner, LB, Punter, Kicker, Kick returner, punt returner

of years Lettered: 5

Favorite Football Memory: Beating Pelican Rapids this year and playing Hawley in the dome

Person I admire the most and why: my dad – he taught me the game and helped me become who I am

Favorite Quote: let do score on three....okay ready GO!

Something I have taken from being a part of the BHS football team: communication skills and the importance of working as a team

What will you miss next year: the guys

HONORS:

9th and 10th grade Iron Man Champion

All Conference 2010, 2011, 2012

All Section 8AA – 2011, 2012

Teams Most Valuable Def Back – 2010,2011, 2012

Conference Most Valuable Def Back and Player 2010,2011, 2012

Overall Conference (North and South)Most Valuable Defensive Player 2011 and 2012

2011 Co Defensive MVP

2012 Defensive MVP

2012 Co-Most Valuable Player on Team

Captain 2012

Defensive Career Stats:

Solo Tackles +3	Assisted Tackles +1	Tackle for Loss +2	Tipped Pass +1	Fumble Caused +4	Fumble Recovery +3	INT +5	Sack +4	Blocked Kick +5	Tackle on Kick +3	Total Points
122	152	19	15	6	5	11	1	5	36	802

Offensive Career Stats:

Rushing- 236/2,313 yards (9.8 Average) 30 Rushing TD's

Receiving-24/429 yards 9 TD's

42 Total TD's, 5 2pt conversions, 1 safety = 264 points scored

12/313 Kickoff Returns 2 TD's

5/28 Punt Returns



Name: Garrett Nelson

Parents: Keith and Missy Nelson

Positions played: FB, Offensive Tackle, Guard and DT

of years Lettered: 4

Favorite Football Memory: Double teaming a poor kid from Pelican Rapids with Kyle

Person I admire the most and why: The team, because we never gave up and worked as hard as we could

Favorite Quote: "if you want to succeed as bad as you want to breathe, you will be successful"

Something I have taken from being a part of the BHS football team: Teamwork, brotherhood and winning

What will you miss next year: 145 scoop with Stuart and strapping up on Friday nights


Defensive Career Stats:

Solo Tackles +3	Assisted Tackles +1	Tackle for Loss +2	Tipped Pass +1	Fumble Caused +4	Fumble Recovery +3	INT +5	Sack +4	Blocked Kick +5	Tackle on Kick +3	Total Points
10	11	4	0	1	2	0	0	0	0	55

Offensive Career Stats:

Rushing – 12/57 yards (4.75 yard average)

Receiving – 1/0 yards



Name: Hunter Olson

Parents: Jim and Bonnie Olson

Positions played: LB, OG

of years Lettered: 3

Favorite Football Memory: Playing football under the lights in the rain, or playing during the first good in the fall

Person I admire the most and why: my dad because he is and always has been a big part in my life, and I hope that I become just like him

Favorite Quote: Failing does not mean you are stupid, what makes you stupid is trying the same thing over and over again and expecting different results

Something I have taken from being a part of the BHS football team: Lots of memories

What will you miss next year: being with the football family

Honors:

2012 Practice Player of the Year

Defensive Career Stats:

Solo Tackles +3	Assisted Tackles +1	Tackle for Loss +2	Tipped Pass +1	Fumble Caused +4	Fumble Recovery +3	INT +5	Sack +4	Blocked Kick +5	Tackle on Kick +3	Total Points
7	17	2	0	0	0	0	1	0	5	61

Offensive Career Stats:

Rushing – 3/8 yards (2.66 yard average)



Name: Tyler Olson

Parents: Randy and Danielle Olson

Positions played: OT and DT

of years Lettered: 3

Favorite Football Memory: Going to the state championship game my sophomore year

Person I admire the most and why: my dad because he is the one who inspired me to play football and never let me take the easy way out


Favorite Quote: "Hardwork beats talent when talent doesn't work hard"

Something I have taken from being a part of the BHS football team: Hard work gets you to where you want to be

What will you miss next year: putting on the pads and being out there with my friends every Friday night working hard.

Defensive Career Stats:

Solo Tackles +3	Assisted Tackles +1	Tackle for Loss +2	Tipped Pass +1	Fumble Caused +4	Fumble Recovery +3	INT +5	Sack +4	Blocked Kick +5	Tackle on Kick +3	Total Points
3	10	0	1	0	0	0	0	0	0	21



Name: Wendell Rogers

Parents: Philip and Jill Rogers

Positions played: RB/CB

of years Lettered: 3

Favorite Football Memory: Going to the metrodome

Person I admire the most and why: Mr. Strand he is always a good example and never looks down on you and will always do the right thing

Favorite Quote: Teach them to hate football

Something I have taken from being a part of the BHS football team: work hard, leadership, and to fight for what you want

What will you miss next year: Friday night lights and game preparation

Defensive Career Stats:

Solo Tackles +3	Assisted Tackles +1	Tackle for Loss +2	Tipped Pass +1	Fumble Caused +4	Fumble Recovery +3	INT +5	Sack +4	Blocked Kick +5	Tackle on Kick +3	Total Points
7	11	1	0	0	0	0	0	0	8	58

Offensive Career Stats:

Rushing – 18/97 yards (5.38 yard average) 1 TD



2012 SENIORS



Thank you for all of your hard work and dedication to the Trojan football team over the past 4-5 years. You all have been excellent role models for the younger players and I truly feel have always given the team and community your all. We all wish you the best of luck in your lives from this day forth and I know each and every one of you will be very successful. You are more than just a team you grew to be a family and will remember your time on the team for the rest of your life.

Thank you....

	Height	Weight	Bench Press 2pts each 5lbs over wgt	Pull ups 1 pt Each	30 Sec Dummy Jumps 1 pt Each	40 yd Dash	400	Total
Strand, Michael	5'11	160	235	17	77	4.65	56	159
Goedke, Isaac	6'1	182	225	24	73	5.06	53	149
Martz, Austin	6'0	163	225	14	68	4.65	55	145
Nosal, Jace	5'8	155	215	22	66	4.99	70	130
Anderson, Rylee	5'7	144	190	17	67	5.18	62	126
Trowbridge, Alex	5'11	160	210	18	66	4.91	67	125
Brandt, Stuart	5'6	129	180	21	62	4.9	67	124
Johnson, Kyle	6'0	237	360	5	56	5.39	72	121
Olson, Hunter	5'9	165	225	21	55	5.33	68	116
Tweeton, Josh	5'7	120	155	19	55	5.24	59	114
Kletsch, Jonah	5'8	187	285	10	54	5.41	75	112
Jerald, Tracy	5'11	153	170	15	58	5.03	64	104
Martz, Kyler	6'2	172	185	8	63	5.17	60	103
Randklev, Ben	6'0	171	210	12	57	5.23	68	102
Rogers, Wendell	5'10	143	170	15	52	5.09	65	101
Ishaug, Ethan	6'1	169	185	11	60	5.09	65	99
Mahar, Colby	5'9	162	185	14	61	5.53	71	96
Holland, Matt	6'2	192	225	7	52	5.35	66	91
Martinson, Seth	6'0	158	165	13	60	5.5	66	91
Brenner, Cody	5'7	151	160	11	62	4.96	75	90
Smith, Josh	6'0	175	215	9	55	5.48	76	88
Butenhoff, Brian	6'1	168	195	9	55	5.49	70	87
Nelson, Aaron	5'10	119	130	11	55	5.29	72	83
Brown, Louis	5'11	162	160	11	52	5.28	66	82
Meyer, Conner	5'8	137	130	6	54	5.29	64	81
Lewis, Logan	5'10	139	130	8	57	5.03	72	80
Dokkebakken, Nathan	6'1	152	145	5	57	5.28	70	77
Randklev, Nick	5'10	128	115	8	57	5.28	73	77
Dent, Isaac	6'0	142	135	5	56	5.42	70	74
Bang, Jordan	5'10	137	135	10	50	4.9	86	73
Dent, Zach	6'0	145	145	9	53	5.28	77	72
Nysveen, Tyler	5'11	151	135	5	57	5.23	74	72
Duvall, Myles	5'8	173	190	3	54	5.69	94	71
Kletsch, Jimmy	5'7	130	135	7	53	5.8	71	70
Berg, Dana	6'1	185	175	6	55	5.53	78	68
Sauve, Graham	5'9	150	115	5	61	5.63	78	68
McIntyre, Alex	5'3	107	85	9	51	5.67	787	66
LeNoue, Lynn	5'10	139	115	1	53	5.32	74	63
Anderson, Garrett	5'8	137	125	5	50	5.49	81	63
Biewer, Dain	5'11	229	285	3	29	5.43	86	62
Garry, Alex	5'5	114	110	5	52	5.7	82	62
Wheelright, Alex	6'2	245	185	2	47	5.21	89	59
Nelson, Garret	5'10	260	225	1	50	5.62	89	57
Olson, Tyler	5'10	192	160	1	50	5.61	81	57
Rieple, Caleb	5'7	141	95	1	46	5.44	79	55
Enstad, Christian	5'6	119	85	5	39	6.05	86	46
Mahar, Sawyer	5'3	135	105	6	40	6.67	95	46
Kisch, Ryne	5'11	223	155	1	34	5.37	84	44
Stage, Joe	6'0	196	165	1	37	5.63	75	44
Shaid, Jared	5'9	144	105	3	34	5.63	85	43
Affield, Jared	5'9	145	115	1	41	5.93	85	42
Griffin, Cole	5'11	153	995	1	37	6.07	82	40
Trowbridge, Andrew	6'1	180	130	0	36	6.03	93	38
Peppel, Alex	5'7	142	120	3	31	5.98	84	37
Haugrud, Brandon	5'10	92	75	2	34	6.38	88	36
Elliot, Tate	5'11	180	125	1	33	6.17	90	35
Settelmeyer, Alex	6'3	304	220	0	31	5.96	1.5	34
Janssen, Maverick	6'1	201	135	0	22	6.07	1.45	24
Anderson, Willie	6'1	240	DNT	DNT	DNT	DNT	DNT	DNT

2013		Goals	9th=50	10th-75	11th-100	12th = 125		
	Height	Weight	Bench Press 2pts each 5lbs over wgt	Pull ups 1 pt Each	30 Sec Dummy Jumps 1 pt Each	40 yd Dash	400	Total
Anderson, Willie 2009	5'9	208	160	3	34	5.76	97	42
2010	5'11	240	200	3	41	5.26	88	54
2011	6'0	218	160	4	46	5.45	85	58
2012								
Bartch, Kody 2009	5'7	152	95	2	33	6.22	88	35
Biewer, Dain 2009	5'10	208	115	3	30	5.67	86	39
2010	5'10	225	160	1	37	5.83	78	42
2011	5'11	222	225	2	40	5.48	72	53
2012	5'11	229	285	3	29	5.43	86	62
Brandt, Stuart 2009	5'4	108	120	15	52	5.02	71	87
2010	5'4	120	155	16	63	4.95	68	113
2011	5'4	125	160	20	60	4.81	68	136
2012	5'6	129	180	21	62	4.9	67	124
Buttenhoff, Brian 2009	5'10	152	125	5	33	6.01	88	40
2010	6'0	160	145	8	42	5.63	74	56
2011	6'1	170	165	7	50	5.39	73	68
2012	6'1	168	195	9	55	5.49	70	87
Dent, Zach 2011	6'0	140	115	7	39	5.59	75	53
2012	6'0	145	145	9	53	5.28	77	72
Goedke, Isaac 2009	5'11	155	160	5	54	5.37	63	82
2010	6'0	170	185	10	64	5	60	107
2011	6'0	175	205	23	72	5.07	53	140
2012	6'1	182	225	24	73	5.06	53	149
Hedstrom, Roman 2009	5'8	156	100	2	40	5.95	76	45
Jerald, Tracy 2009	5'6	118	85	7	31	5.67	89	44
2010	5'8	130	120	13	53	5.55	73	75
2011	5'10	145	150	15	57	5.18	66	96
2012	5'11	153	170	15	58	5.03	64	104
Johnson, Kyle 2009	5'9	188	185	4	31	5.7	86	40
2010	5'11	180	210	9	45	5.24	68	83
2011	6'0	225	275	6	38	5.45	76	72
2012	6'0	237	360	5	56	5.39	72	121
Mahar, Colby 2009	5'4	122	105	5	45	6.06	86	52
2010								
2011	5'6	150	135	3	46	6.14	83	50
2012	5'9	162	185	14	61	5.53	71	96
Martz, Austin 2008	5'8	130	110	7	60	5.33	64	87
2009	5'10	141	175	11	65	5.13	58	114
2010	5'11	150	185	10	66	5.09	58	119
2011	6'0	165	200	10	67	4.84	55	125
2012	6'0	163	225	14	68	4.65	55	145
Nelson, Garrett 2009	5'10	206	145	5	48	5.41	75	61
2010	5'10	215	170	3	53	5.46	76	64
2011	5'10	245	195	0	44	5.48	81	52
2012	5'10	260	225	1	50	5.62	89	57
Olson, Hunter 2009	5'5	137	155	10	44	6.07	78	64
2010	5'7	145	195	15	51	5.86	73	92
2011	5'8	155	215	20	56	5.43	72	111
2012	5'9	165	225	21	55	5.33	68	116
Olson, Tyler 2009	5'7	164	100	1	25	6.53	94	26
2010	5'9	170	110	2	44	6.38	89	46
2011	5'10	195	135	2	45	5.87	81	51
2012	5'10	192	160	1	50	5.61	81	57
Reider, Gage 2009	5'8	187	145	2	25	6.11	95	28
Rogers, Wendell 2009	5'6	112	110	12	52	5.69	81	69
2010	5'8	125	115	11	50	5.46	72	72
2011	5'9	135	140	14	56	5.48	70	80
2012	5'10	143	170	15	52	5.09	65	101
Williams, Travis 2009	5'8	277	120	0	13	8	150	21

2014		Goals	9th=50	10th-75	11th-100	12th = 125		
	Height	Weight	Bench Press 2pts each 5lbs over wgt	Pull ups 1 pt Each	30 Sec Dummy Jumps 1 pt Each	40 yd Dash	400	Total
Berg, Mason 2010	6'0	160	145	3	46	5.88	82	53
2011	6'1	160	185	7	52	5.28	71	83
Brady, Maverick 2010								
Dokkebakken, Nathan 2010	5'10	140	120	3	33	6.2	93	36
2011	6'0	155	140	3	49	5.49	79	60
2012	6'1	152	145	5	57	5.28	70	77
Eaton, Collin 2011	5'11	210	150	1	46	5.93	98	47
Holland, Matt 2010	6'0	165	155	3	40	5.7	68	55
2011	6'1	180	200	4	53	5.34	67	82
2012	6'2	192	225	7	52	5.35	66	91
Kisch, Ryne 2010	5'10	205	125	0	33	6.15	91	34
2011	6'0	220	155	1	50	5.6	80	57
2012	6'0	223	155	1	34	5.37	84	44
Kletsch, Jonah-2009	5'6	155	175	4	37	6.12	90	50
2010	5'6	180	235	3	54	5.69	83	85
2011	5'8	180	255	6	59	5.53	78	102
2012	5'8	187	285	10	54	5.41	75	112
Martinson, Seth 2010	5'8	145	120	6	52	6.3	77	58
2011	5'11	160	145	7	59	5.92	73	71
2012	6'0	158	165	13	60	5.5	66	91
Martz, Kyler-2009	5'7	121	120	5	50	5.63	72	64
2010	5'11	145	135	5	60	5.44	64	84
2011	6'1	160	155	5	60	5.2	63	87
2012	6'2	172	185	8	63	5.17	60	103
Myogeto, Zach 2010	5'6	175	115	2	27	6.23	98	29
Nosal, Jace 2010	5'4	135	165	11	63	5.49	76	94
2011	5'6	150	195	15	67	5.09	66	121
2012	5'8	155	215	22	66	4.99	70	130
Nysveen, Tyler 2010	5'9	130	105	3	51	5.74	82	59
2011	5'11	145	125	5	59	5.02	73	78
2012	5'11	151	135	5	57	5.23	74	72
Rutherford, Christian 2010	5'7	140	105	2	43	6.17	102	46
Smith, Josh 2010	5'8	145	120	4	39	6.35	95	44
2011	5'11	165	175	7	54	5.69	78	71
2012	6'0	175	215	9	55	5.48	76	88
Strand, Michael-2009	5'6	120	160	9	66	5.37	65	110
2010	5'9	140	180	9	67	5.13	63	115
2011	5'11	150	225	15	74	4.99	58	149
2012	5'11	160	235	17	77	4.65	56	159
Trowbridge, Alex 2010	5'7	130	125	12	62	5.17	72	88
2011	5'10	150	165	18	INJ	4.9	INJ	37
2012	5'11	160	210	18	66	4.91	67	125
Votava, Kyler 2010	5'0	105	120	8	57	5.72	80	76
2011	5'3	125	155	14	60	5.49	73	96
Walters, Jonathan 2010	5'9	145	75	2	43	6.22	98	45
Wheelright, Alec 2010	6'0	210	150	1	44	5.73	103	50
2011								
2012	6'2	245	185	2	47	5.21	89	59

2015

	Height	Weight	Bench Press 2pts each 5lbs over wgt	Pull ups 1 pt Each	30 Sec Dummy Jumps 1 pt Each	40 yd Dash	400	Total
Anderson, Rylee- 2010	5'4	120	130	9	60	5.81	69	83
2011	5'7	135	165	13	59	5.44	65	104
2012	5'7	144	190	17	67	5.18	62	126
Bang, Jordan 2011	5'7	125	105	4	48	5.5	83	59
2012	5'10	137	135	10	50	4.9	86	73
Berg, Dana 2011	6'0	180	185	5	53	5.26	67	78
2012	6'1	185	175	6	55	5.53	78	68
Brenner, Cody , 2012	5'7	151	160	11	62	4.96	75	90
Dent, Isaac 2011	6'0	140	120	3	51	5.69	81	60
2012	6'0	142	135	5	56	5.42	70	74
Duvall, Myles 2011	5'7	170	145	0	46	6	104	48
2012	5'8	173	190	3	54	5.69	94	71
Janssen, Maverick 2011	5'10	175	105	0	29	6.21	111	29
2012	6'1	201	135	0	22	6.07	1.45	24
LeNoue, Lynn	5'10	140	95	0	54	5.81	77	58
2012	5'10	139	115	1	53	5.32	74	63
Lewis, Logan 2011	5'10	135	120	10	52	5.08	66	83
2012	5'10	139	130	8	57	5.03	72	80
Mahar, Tate 2011	5'7	175	115	0	43	6.53	107	43
Nelson, Aaron 2011	5'9	120	100	8	54	5.37	74	71
2012	5'10	119	130	11	55	5.29	72	83
Randklev, Ben 2011	5'11	165	170	10	47	5.33	70	73
2012	6'0	171	210	12	57	5.23	68	102
Randklev, Nick 2011	5'10	120	105	7	53	5.37	79	69
2012	5'10	128	115	8	57	5.28	73	77
Sauve, Graham 2011	5'8	120	115	4	54	5.36	83	64
2012	5'9	150	115	5	61	5.63	78	68
Schenck, Tyler 2011	5'10	150	110	4	54	5.13	68	76
Settelmeyer, Alex 2011	6'1	270	175	0	34	6.39	104	34
2012	6'3	304	220	0	31	5.96	1.5	34

2016

	Height	Weight	Bench Press 2pts each 5lbs over wgt	Pull ups 1 pt Each	30 Sec Dummy Jumps 1 pt Each	40 yd Dash	400	Total
Affield, Jared	5'9	145	115	1	41	5.93	85	42
Anderson, Garrett	5'8	137	125	5	50	5.49	81	63
Brown, Louis	5'11	162	160	11	52	5.28	66	82
Elliot, Tate	5'11	180	125	1	33	6.17	90	35
Enstad, Christian	5'6	119	85	5	39	6.05	86	46
Garry, Alex	5'5	114	110	5	52	5.7	82	62
Griffin, Cole	5'11	153	995	1	37	6.07	82	40
Haugrud, Brandon	5'10	92	75	2	34	6.38	88	36
Ishaug, Ethan 2011	6'0	165	165	10	62	5.3	72	84
2012	6'1	169	185	11	60	5.09	65	99
Kletsch, Jimmy 2011	5'5	115	105	3	44	5.87	81	51
2012	5'7	130	135	7	53	5.8	71	70
Mahar, Sawyer	5'3	135	105	6	40	6.67	95	46
McIntyre, Alex	5'3	107	85	9	51	5.67	787	66
Meyer, Connor 2011	5'7	125	105	5	55	5.62	70	71
2012	5'8	137	130	6	54	5.29	64	81
Peppel, Alex	5'7	142	120	3	31	5.98	84	37
Rieple, Caleb	5'7	141	95	1	46	5.44	79	55
Shaid, Jared	5'9	144	105	3	34	5.63	85	43
Stage, Joe	6'0	196	165	1	37	5.63	75	44
Trowbridge, Andrew	6'1	180	130	0	36	6.03	93	38
Tweeton, Josh	5'7	120	155	19	55	5.24	59	114

Graduating Seniors on Ironman Competition 2006 thru current season

ONLY COUNTING SENIOR YEAR RESULTS

Name	Height	Weight	Bench Press 2pts each 5lbs over wgt	Pull ups 1 pt Each	30 Sec Dummy Jumps 1 pt Each	40 yd Dash	400	Total
Cox, Cody	5'11	205	340	12	57	4.95	64	153
Braton, Colby	5'9	170	280	18	62	4.98	63	149
Goedke, Isaac	6'1	182	225	24	73	5.06	53	149
Martz, Austin	6'0	163	225	14	68	4.65	55	145
Hochhalter, Zach	5'11	180	275	12	65	4.76	64	141
Bashor, Jake	5'6	141	215	13	68	4.83	61	139
Grosz, Jacob	5'10	170	250	15	59	4.91	66	128
Lee, Justin	5'10	150	230	19	59	5.3	67	127
Rice, Adam	6'0	165	225	18	66	4.94	69	127
Mahar, Boone	6'2	160	220	22	59	5.08	66	126
Brakke, Devon	5'9	165	235	21	57	4.84	66	125
Gylland, Anders	6'	155	205	16	58	4.79	60	124
Brandt, Stuart	5'6	129	180	21	62	4.9	67	124
Johnson, Kyle	6'0	237	360	5	56	5.39	72	121
Schmaltz, Bryce	5'8	145	195	15	66	4.84	71	119
Hagen, John	5'10	130	170	17	63	5.01	63	119
Volrath, Leland	5'10	158	235	11	57	5.1	66	118
Schindler, Aaron	6'2	180	240	5	56	4.86	58	116
Olson, Hunter	5'9	165	225	21	55	5.33	68	116
Tschakert, Mac	5'11	165	225	10	54	4.87	62	115
Kletsch, Jacob	5'10	175	260	14	56	5.3	75	113
Paul, Conner	6'1	160	195	14	59	5	63	111
John, Tanner	6'0	175	230	9	54	4.95	64	109
Anderson, Kirk	5'9	139	155	17	59	5.25	61	106
Stout, Ben	5'8	160	210	13	51	5.01	66	105
Olson, Zach	6'1	170	200	11	55	5.29	59	104
Weinitz, Jon	5'11	150	175	15	58	5.16	65	104
Jerald, Tracy	5'11	153	170	15	58	5.03	64	104
Strand, Robbie	6'1	180	245	6	52	5.23	67	102
Suko, Dustin	5'10	154	205	11	55	5.33	69	101
Rogers, Wendell	5'10	143	170	15	52	5.09	65	101
Janssen, Andrew	5'11	200	265	11	52	5.27	76	99
Albright, Alec	6'2	185	230	8	55	5.4	67	97
Mahar, Colby	5'9	162	185	14	61	5.53	71	96
Nelson, Trevor	6'1	150	175	9	58	5.24	67	95
Nord, Lucas	5'9	155	190	11	50	5.03	67	95
Harris, Joshua	6'2	185	215	10	55	4.89	71	95
Halverson, Bradley	5'11	180	245	7	50	5.24	74	93
Dokkebakken, Brady	6'2	170	210	5	58	5.24	71	93
Johnson, Brett	6'1	165	180	7	58	5.11	65	92
Cook, Spencer	6'2	167	175	12	57	5.28	67	90
Brandt, Michael	5'10	155	160	9	57	4.91	67	88
Peppel, Landon	5'7	156	135	14	56	5.23	68	87
Butenhoff, Brian	6'1	168	195	9	55	5.49	70	87
Emmerich, John	5'11	170	140	8	50	5.01	59	86
Praska, Corey	5'10	180	185	10	58	5.21	71	84
Rice, Jordan	5'10	180	185	10	58	5.21	71	84
Garry, Adam	5'11	170	245	6	35	5.34	73	82
Jorud, Brady	5'10	180	210	8	45	5.53	66	81
Buth, Zach	6'5	178	185	5	55	5	68	81
Ellefson, Brad	5'10	245	270	2	57	5.57	88	76
Summer, Caden	5'11	215	250	5	49	5.63	78	74
Nelson, Jared	5'11	205	205	9	47	5.28	67	73
Melkert, Ryan	5'11	170	145	2	54	5.21	69	72
Dent, Zach	6'0	145	145	9	53	5.28	77	72
Walters, Matt	5'6	177	185	6	52	5.34	79	71
Settelmeyer, Gus	6'0	230	260	4	52	5.96	74	71
Johnson, Casey	5'11	230	255	8	46	5.61	80	70
Janssen, John	6'1	185	195	6	51	DNT	66	68
Stenger, Richie	6'1	220	225	4	53	5.83	76	63
Mortenson, Cody	6'1	226	185	3	53	5.48	78	63
Haugrud, Chad	6'2	200	180	3	49	5.27	82	62
Biewer, Dain	5'11	229	285	3	29	5.43	86	62
Amundson, Cory	6'1	217	200	1	50	5.3	76	60
Kurtz, Jordan	5'10	190	225	3	38	5.98	84	58
Praska, Bryan	5'11	243	225	2	50	5.77	80	57
Nelson, Garret	5'10	260	225	1	50	5.62	89	57
Olson, Tyler	5'10	192	160	1	50	5.61	81	57
Johnson, Mandy	5'9	145	125	2	46	5.8	72	55
Mostue, Luke	5'11	229	205	2	42	5.7	85	49
Holland, James	6'1	210	175	0	32	5.69	72	41
Haugrud, Tyler	6'2	240	235	2	32	5.99	80	36
Jordahl, Derek	6'2	172	0	8	63	4.87	64	
Anderson, Willie	6'1	240	DNT	DNT	DNT	DNT	DNT	DNT

Barnesville's Focus Will be on Running Game in 2012



The Barnesville Football team members are, left to right, row one - Colby Mahar, Tyler Olson, Garrett Nelson, Kyle Johnson, Willie Anderson, Isaac Goedtko, Brian Butenhoff, Zach Dent, Austin Martz, Dain Blewer, Tracy Jerald, Wendell Rogers, Hunter Olson, Stuart Brandt, row two - Alex Trowbridge, Seth Martinson, Andrew Trowbridge, Nathan Dokkebakken, Maverick Janssen, Matt Holland, Alex Settelmeyer, Alec Wheelright, Kyler Martz, Ben Randklev, Dana Berg, Ethan Ishaug, Tyler Nysveen; row three - Louis Brown, Graham Sauve, Isaac Dent, Michael Strand, Josh Smith, Ryne Kisch, Tate Elliot, Joe Stage, Nick Randklev, Lynn LeNoue, Aaron Nelson, Cole Griffin, Connor Meyer, Myles Duval; row four - Alex Peppel, Josh Tweeton, Caleb Riepel, Rylee Anderson, Jonah Kletsch, Jerad Shaide, Jordan Bang, Cody Brenner, Garrett Anderson, Jerad Affield, Alex Garry, Jimmy Kletsch, Jace Nosal; row five - Assistant Coach Aaron Schindler, Assistant Coach Stacy Martz, Assistant Coach Phil Trowbridge, Assistant Coach Dain Kalkbrenner, Christian Enstad, Caleb Rogers, Sawyer Mahar, Alex McIntyre, Brandon Haugrud, Head Coach Bryan Strand, Assistant Coach Andy McCarty, Assistant Coach Mike Sacrison, Assistant Coach Nathan Strand; row six - Student Manager Ricky Reep, Student Manager Phillip Hagen, Statistician Nicole Holte, Statistician Lisa Hochhalter, Statistician Alyssa Affield, Statistician Carly Samuelson, Student Manager Brooks Martinson, Student Manager Kellan Hintz; row seven - Cheerleaders Courtney Erickson, Emily Mahrer, Patience Graff, Rebecca Dahl, Victoria Olson, Alyssa Schiefert, Rebecca Olson, Julia Kohler, Cassie Erickson and Destiny Swenson. Missing from the picture is Logan Lewis, Cheerleader Cassandra Graff and Statistician Signe Gylland.

Tracy Hinsz Sports Writer



The Barnesville Trojans ended the 2011 football season unexpectedly with a home loss to Warroad in the Section 8AA playoffs. The loss ended the careers of many of the athletes that recorded a 33-3 record over the last three years including a State Runner-up finish in 2010.

However, the Trojans return many key players including most of their defense in 2012 and the expectations are still high that Barnesville will be a highly competitive team in the

Prairie North Conference and in Section 8AA.

Returning for his eighth year as the Head Coach of the Barnesville Trojans football team is Bryan Strand. Strand was voted coach of the year in the Prairie North Conference in 2011 and has an overall record at the school of 50-24. He believes his team will have good size and speed at the skill positions.

"We should be a fairly big and physical team with a lot of team speed in the backfield," stated Head Coach Strand. "Defensively, we return many of our starters from a year ago, which should be a huge bonus for us. We need to find out who our leaders will be and how they will lead. That is always a big question going from year to year."

The 2012 Trojan football team has high expectations as the team is coming off of five straight winning seasons, three straight undefeated regular seasons, two conference championships, and two state playoff berths in 2009 and 2010 including a State Championship game.

Last year, the Trojans moved to a new conference and a new state classification, the end result of the school district growing and more students enrolled in Barnesville.

This year's team will have a year of experience in both cases, which should help their comfort level.

The 2011 Trojan football team finished the year with nine wins and one loss, a 21-20 heartbreaker in the second round of the playoffs to Warroad. They are coming off

a perfect 5-0 record in the Prairie Conference which earned them their first championship in the new conference.

Barnesville will once again be a member of the Prairie North Conference with Long Prairie-Grey Eagle, Osakis, United North Central, Upsala/Swanville Area, and Wadena-Deer Creek rounding out the conference.

The Trojans lost some key players from last year, including the Prairie North All Conference Most Valuable Offensive player-Robbie Strand, Most Valuable Defensive Lineman-Brad Ellefson, as well as, All Conference selections Adam Rice, Colby Braton and Mac Tschakert, and Honorable Mention players Jacob Kletsch and Gus Settelmeyer. The team also lost Brady Dokkebakken, Jordan Kurtz, Josh Harris and Adam Garry to graduation.

Three of these players have gone on to college and are continuing their playing careers. Robbie Strand has enrolled at Mayville State University where he will join fellow Trojan alumni James Holland and Jacob Grosz on the football team. Brady Dokkebakken will play football at Concordia College in Moorhead while Mac Tschakert will do the same at Fergus Falls Community College.

"We had a great group of seniors last year who put in a lot of time in the weight room and in becoming better football players," stated Strand. "They were great kids and will be missed."

Although these players will be extremely hard to replace, Strand believes that he has plenty of players to step up and take the spots vacated by these seniors.

"We look forward to seeing which players will step up and take command of the positions that were vacated for this season," mentioned Strand.

The Trojans return a number of starters from their successful 2011

team.

Seniors, Isaac Goedtke (QB/TE/DE), Kyle Johnson (G/DE) and Austin Martz (RB/SS) will be back for another season and will serve as team captains.

Martz won the Most Valuable Defensive player in the entire Prairie Conference in 2011, as well as the Most Valuable defensive back. Johnson returns for his senior year after being voted the Most Valuable Offensive Lineman in the Prairie North Conference. Both Players were also voted to the Section 8AA All-Tournament team.

Goedtke was voted Most Improved by the Trojan team last year, while earning Rookie of the Year along with junior, Jonah Kletsch (C/DL).

Other returning starters include senior, Stuart Brandt (RB/CB), and juniors, Michael Strand (FB/CB). Both players were named to the Prairie North All-Conference team last year.

"We have a good nucleus of players back from last year's team," said Strand. We return many of our defensive players, as well as, a few of our offense players which should provide a very stable squad. We are not as deep as in past years, so we need to be in better shape and have a strong focus on our goals for 2012."

Barnesville is expecting big contributions from some other players in 2012. They include seniors Garrett Nelson (T,DT) and Willie Anderson (T,DT) and juniors, Kyler Martz (QB,FS), Matt Holland (TE,DE), and Alex Trowbridge (RB,LB). Sophomores vying for playing time include Ben Randklev (G,LB) and Dana Berg (G,LB).

"We will, as in years past, concentrate on our running game and pass when we need to," said Coach Strand. "We have great team speed and will need to utilize this to our advantage. "With our line we should be able to move the ball on most teams, as long as we can limit the mistakes and hold onto the

football.

We need to find a quarterback as we have three people with a legitimate shot at the job in Isaac Goedtke, Kyler Martz and freshman Ethan Ishaug. They all are top candidates for the position."

Assistant coaches for 2012 include Phil Trowbridge-13th year, Dain Kalkbrenner-JV coach-5th year, and Nathan Strand-9th grade coach-third year. Volunteer coaches include Andy McCarty-offensive coordinator, Aaron Schindler, Mike Sacrison and Stacy Martz.

According to Coach Strand, Barnesville will be the favorite in the Prairie North Conference along with Osakis and Upsala/Swanville Area (USA), while the Trojans, Hawley, Warroad and Frazee will be the top teams in Section 8AA.

"I believe that we will be in the mix for a Prairie North Conference Championship and hopefully can make another run to get to the Section 8AA title game. As for the teams to beat in the state tournament, I feel that defending State Champion, Caledonia, should still be the favorite until someone proves they can beat them," mentioned Strand.

Overall the Trojans have 60 players out for the team this year including 14 seniors, 12 juniors, 14 sophomores and 20 freshmen.

Barnesville hosted the second annual Spud Bowl Scrimmage on Saturday, August 25, featuring Pelican Rapids, Frazee, and Lake Park-Audubon. They will embark on their 2012 season with a home game against Browerville played on Friday, August 31.

The scrimmage on Spud Bowl Scrimmage tell us a lot about this year's team," stated Strand. "We saw where the players will fit in the best to give us a chance to win. We then start the year with two tough games against Browerville and USA. If we can stay healthy, I am looking forward to having another solid year."

Trojans Open 2012 With 36-6 Victory Over The Tigers

By: Tracy Hinsz

The Barnesville Trojans opened the 2012 season scoring 30 second half points to pull away from the Browerville Tigers and win by the score of 36-6.

Barnesville received the opening kickoff and marched the ball down the field thanks to the running of Michael Strand and Stuart Brandt and the passing of quarterback, Kyler Martz to Isaac Goedtker and Brian Butenhoff.

Unfortunately, the offense stalled on the three yard line as the Tigers held the Trojans on downs.

The Trojan defense took over for the first time in the game and quickly stuffed the run to force a three and out punt.

Michael Strand received the low line drive punt at the 39 yard line and returned it up the right sideline for a 19 yard gain.

After a beautiful pass completion from Martz to his brother Austin Martz, the Trojans set up at the nine yard line with another first down.

It only took Strand one play to find pay dirt as he hit a hole up the middle and bulled his way into the end zone. The two point conversion was not good and the Trojans would attempt their first kickoff of the season leading 6-0.

Browerville came right back and marched the ball down the field thanks to a 33 yard pass play and a 13 yard option run by the quarterback.

With the ball on the 20 yard line, the Tigers would call a roll out pass that was caught just in front of a diving Austin Martz as he rumbled all the way to the one yard line before being stopped on a tackle by Strand.

The first quarter would come to a close with the Trojans holding a slim 6-0 lead.

However, the Tigers began the second quarter with the ball on the Trojan one yard line and would only need one play to score. The quarterback kept the ball on a sneak and surged into the end zone. The extra point was not good and the game was tied at six early in the

second quarter.

Barnesville came out and once again moved the ball down the field thanks to the run and the pass.

However, the offense bogged down inside the 15 yard line and was forced to lose possession on downs sending the defense back onto the field.

After the Tigers gained one first down, the Trojan defense stiffened. Alec Wheelright recorded the Trojans only sack of the game on third down and the Tigers were forced to punt.

Barnesville was not able to get into the end zone on the next possession as penalties and miscues derailed the offense.

Browerville was more than happy to take a knee to end the half with the score tied at six.

The Trojans opened the second half with a defense that was geared up and forced a quick three and out punt.

After a Michael Strand punt return was called back because of a penalty, running back Austin Martz took the first carry and gained 17 yards.

The next play saw Stuart Brandt gain nine yards before Strand picked up the first down. That was followed by another Martz run of 10 yards. Strand finished the drive with a nifty 14 yard touchdown run. The two point conversion was good as Kyler Martz connected with tight end, Isaac Goedtker giving the Trojans a 14-6 lead.

Barnesville's defense was tough again as they stopped the Tigers on three plays forcing a punt and the most exciting play of the game.

Browerville decided to kick away from punt returner Michael Strand, a decision that looked to be a good one when the kick went 58 yards.

However, Strand did not give up on the play and picked the ball up at the 25 yard line. He stutter stepped up the right sideline, made five guys miss their tackles and broke free. He still had two guys to beat, but also had three blockers in front of him. With the help of some great

blocks, Strand took what looked like nothing and turned it into a 75 yard punt return touchdown. The extra point was blocked but the Trojans had built their lead to 20-6.

Kicker Alex Settelmeier pinned the Tigers on their 22 yard line to start the next drive for Browerville.

Barnesville's defense was relentless as they harassed the Tigers quarterback into three incomplete passes including a knock down pass by defensive tackle Jonah Kletsch.

The Tiger punt was once again directed away from Strand and this time the Browerville team was able to corral him at the 49 yard line after a 10 yard return.

Austin Martz got the call on the first two carries and gained 13 yards. That was followed by a sweep play to Stuart Brandt that saw him gallop for 30 yards down to the seven yard line.

Martz took two plays to gain the seven yards with a one yard rushing touchdown finishing off the drive for his first touchdown of the 2012 season. Brandt finished off the series with a two point conversion run and the Trojans had built a lead of 28-6 still in the third quarter.

Barnesville forced another quick punt and was moving the ball to end the third quarter. With the ball on the 27 yard line, Barnesville used a swing pass to Austin Martz that gained 17 yards down to the 10 yard line.

Strand took a pitch and gained nine yards on first down, with Brandt finishing off the drive with a one yard touchdown plunge for his first score of the season. The extra point was not good but the Trojans had extended their lead to 34-6 in the fourth quarter.

The Trojans inserted substitutes to finish out the game with neither team scoring. When the final horn sounded, the Trojans had earned a 34-6 win to open up the new season.

"The game was two halves for us tonight," stated Head Coach Bryan Strand. "We moved the ball very well in the first half, but did not put the ball in the end zone.

We talked at halftime about fixing our mistakes in the second half. We needed our new guys to step up and our seniors to give us some attitude as they are trying to develop their team personality. The second half we scored 20 straight points in the third quarter with the play of the game being Michael Strand's 75 yard punt return. Our defense played magnificently all night long and held the Tigers offense down. It was a typical first game. Kyler Martz played very well in his first varsity start at quarterback. A lot of our players needed time to adjust to the speed of the game and once they did, we played very well."

As a team, the Trojans finished with 352 yards of total offense with 288 coming on the ground and 64 coming through the air. Barnesville

gained 19 first downs and were only penalized four times.

Defensively the Trojans held Browerville to 130 yards of total offense and only four first downs.

Barnesville's Michael Strand finished with 108 yards rushing on 16 carries including two touchdowns while adding another touchdown on a punt return.

Austin Martz tallied 87 yards rushing on 13 carries and one touchdown, with Stuart Brandt adding 61 yards rushing on 10 carries and one score.

Quarterback Kyler Martz finished with five completions in nine attempts for 64 yards passing in his first varsity start.

Austin Martz and Isaac Goedtker each had two receptions for 27 yards to lead the Trojans, with Brian

Butenhoff adding the other catch that went for 10 yards.


Goedtker led the team with 16 defensive points that included five total tackles and three more tackles on kicks.

Michael Strand and Alec Wheelright were next with 13 points with Wheelright registering the only sack of the game for Barnesville.

Willie Anderson added 12 defensive points with Dana Berg collecting 10 in the victory.

Strand added these comments about next week's opponent. "Next week we play KMS (Kerkhoven-Murdock-Sunburg) who just beat Osakis 18-6 so I expect another great game."

The Trojans record now stands at 1-0 on the season. Their next game will be at home on Friday, September 7 against KMS.



Michael Strand had a big opening game on both the offense and defense. Here he brings a Tiger ball carrier down. On offense he had one rushing touchdown and returned a punt for another.

Dana Berg and Tracy Jerald double team a Browerville ball carrier. The Trojans had a big night on offense and defense after an opening first half that displayed some early season jitters.



Isaac Goedtke goes high in the air to pull down a pass just before being leveled by a Browerville defender.

Offensive Stats vs. Browerville

						GAME STATS		
RUSHING	Attempts	Yards	Average per rush	fumbles	Touchdowns		Trojans	Opponent
Austin Martz	13	87	6.7		1	First Downs	19	4
Michael Strand	16	108	6.8		2	Rushing	14	3
Stuart Brandt	10	61	6.1		1	Passing	5	1
Kyler Martz	6	1	0.2			Penalty	0	0
Nick Randklev	1	0	0.0			Rushing Yards	288	71
Rylee Anderson	1	3	3.0			Passing Yards	64	59
Jace Nosal	3	12	4.0			Total Offense	352	130
Wendell Rogers	1	2	2.0			Turnovers	0	0
Ethan Ishaug	2	4	2.0			Penalties		
Graham Sauve	1	9	9.0			Number	4	2
Aaron Nelson	1	1	1.0			Yards penalized	25	20

Total yards	55	288	5.2	0	4	
Scoring	Touchdown	2pt Conv.	Xtra-pt	Field Goal	Safety	Total Points
Michael Strand	3					18
Austin Martz	1					6
Stuart Brandt	1	1				8
Isaac Goedtke		1				2
						0
						0
						0
						0

PASSING	Attempts	Completions	Yards	Average Per Pass	Touchdowns	Interceptions	Passing %
Kyler Martz	9	5	64	12.8	0	0	55.6%

RECEIVING	Receptions	Yards	Avg. Per Catch	Touchdowns
Isaac Goedtke	2	27	13.5	
Austin Martz	2	27	13.5	
Brian Butenhoff	1	10	10.0	

					XTR Point		FG		
KICKING	Type of Kick	Attempts	Yards	Avg. Per Kick	Xtr PT/FG	Attempts	Made	ATT	Made
Alex Settelmeyer	KO	6	236	39.3	Alec Wheelright	2	0		
Michael Strand	Punt	1	33	33.0					

RETURNS	Punt Returns Yardage	KO Returns Yardage	# Punt Returns	# KO Returns	Total Return Yards	Touchdowns
Michael Strand	114		4		114	1

vs. BROWERVILLE

		solo Tackles +3	Assisted Tackles +1	Tackle for loss +2	Tipped pass +1	Fumble caused +4	Fumble recovery +3	Int +5	Sack +4	Blocked Kick +5	Tackle on Kick +3	Total Points
Kyler Martz	2	2										6
Logan Lewis	5											0
Tyler Nysveen	6	1	1									4
Isaac Goedtke	7	1	4								3	16
Ethan Ishaug	8	1	4									7
Meyer, Connor	10											0
Colby Mahar	11											0
Aaron Nelson	12											0
Wendell Rogers	14	1										3
Austin Martz	15		1									1
Michael Strand	20	3	1								1	13
Rylee Anderson	21											0
Isaac Dent	22											0
Tracy Jerald	23	1	3								1	9
Stuart Brandt	28	1										3
Alex Trowbridge	30											0
Jordan Bang	31											0
Graham Sauve	32											0
Nick Randklev	34											0
Jace Nosal	40		1								1	4
Seth Martinson	42											0
Cody Thomas	49											0
Tyler Olson	50	1										3
Josh Smith	52											0
Myles Duvall	53											0
Jonah Kletsch	54	1			1							4
Ben Randklev	55	1	1									4
Garrett Nelson	56											0
Willie Anderson	59	3	1	1								12
Dana Berg	61	2	1								1	10
Louis Brown	68											0
Ryne Kisch	72											0
Hunter Olson	73	2									1	9
Maverick Janssen	75											0
Alec Wheelright	76	2	1	1					1			13
Kyle Johnson	77											0
Dain Biewer	78											0
Alex Settelmeyer	79											0
Zach Dent	80											0
Nathan Dokkebakken	84											0
Lynn LeNoue	85											0
Brian Butenhoff	87	1	1								1	7
Matt Holland	88											0
Josh Tweeton	3											0
Brandon Haugrud	4											0
Alex Garry	9											0
Rogers, Caleb	27											0
Kletsch, Jimmy	29											0
Alex McIntyre	33											0
Jerad Shaide	43											0
Jared Affield	44											0
Sawyer Mahar	51											0
Alex Peppel	63											0
Tate Elliot	66											0
Andrew Trowbridge	71											0
Joe Stage	74											0
Garrett Anderson	81											0
Christian Enstad	83											0
Cole Griffin	89											0
TOTALS		24	20	2	1	0	0	0	1	0	9	

Barnesville Steamrolls The KMS Saints 47-0

By: Tracy Hinsz

The Barnesville Trojans jumped out quickly, scoring a touchdown on their third offensive play and used this momentum to cruise to a 47-0 victory over Kerkhoven-Murdock-Sunburg.

The Trojans started the game with the ball on the 35 yard line. The first two plays were stopped for very little gain before third down saw running back, Stuart Brandt take a sweep and sprint untouched 77 yards for the touchdown. Michael Strand came on to boot the extra point and the Trojans had a quick 7-0 lead.

After KMS got a first down, they faced a third down play and Trojan's senior defensive end, Kyle Johnson, stormed through and earned his first sack of the season to end the KMS drive.

Barnesville got the ball back and on second down, quarterback Kyler Martz, found running back Michael Strand on a pass play that covered 29 yards. Two plays later, Strand found pay dirt with a 19 yard run up the middle. The extra point was not good making the score 13-0 Barnesville.

The Trojan defense was once again dominant and forced a three and out punt. Barnesville would take over on the KMS 48 yard line. After an encroachment penalty on KMS, Barnesville's Austin Martz took a reverse 43 yards for a touchdown on a beautifully executed play. He also added the two-point conversion that gave Barnesville a 21-0 lead still in the first quarter.

On the ensuing kickoff, the Trojans managed to recover a squib kick and would take over possession on the 45 yard line.

Stuart Brandt gave the Trojans a first down on a 19 yard reverse play. Michael Strand added a 16 yard run to get the ball to the three yard line before a penalty against KMS put the ball at the one and a half yard line.

However, the KMS defense made a great hit on quarterback, Kyler Martz just before he crossed the goal line that caused a fumble which they recovered to give them the ball back. They would end the quarter with

possession of the ball down 21-0.

KMS put together a small drive that moved the ball down to the Trojan 45 yard line before having to punt.

Barnesville began to move the ball methodically down the field using both the run and the pass before hitting the homerun. Austin Martz had a 31 yard touchdown run off a reverse where he made a spin move that sprung him free. The extra point snap was high causing the holder to try to run the ball into the end zone but he did not make it. The score stood at 27-0 Barnesville.

The Trojan defense would not let KMS get anything going and forced another punt. Michael Strand received the ball on the 28 yard line and was not tackled until he had gained 37 yards down to the 35 yard line of KMS.

After a penalty and a sack backed up Barnesville to midfield, quarterback Kyler Martz completed two passes, the last coming on fourth down to Michael Strand to pick up the first down.

Kyler Martz then took a quarterback keeper into the end zone for a touchdown from the three yard line. The kick was again no good making the score 33-0. A score that would stay that way going into halftime.

KMS opened up the second half with the ball and started out with an eight yard run. From there the Trojan defense would stiffen and force a punt. Austin Martz would come off the left edge and block the punt that Barnesville recovered on the KMS 24 yard line.

It took the Trojans only three plays to score a touchdown with the big play being a Kyler Martz to Isaac Goedtker pass that covered 15 yards. Michael Strand finished the drive with an off tackle run from five yards out for the Trojan touchdown. The extra point was blocked and the score was now 39-0 Barnesville.

After the Trojan's Matt Holland sacked the quarterback and forced another punt, the KMS snapper hiked the ball over the head of the

punter. Austin Martz came flying in to make the tackle which ended up being a safety giving Barnesville a 41-0 lead.

The quarter would end with the Trojans reserves getting the ball on offense and driving the field looking for another score.

Barnesville running back Graham Sauve would get that score with a run from the three yard line. Backup quarterback, Ethan Ishaug made two very nice plays to keep the drive alive with his legs as he scampered for a first down on a fourth down play. The two point conversion was not good and the Trojans lead now stood at 47-0.

Both teams would get one more possession but neither would score making the final score 47-0 Barnesville.

"We came out firing right away tonight and had much more determination to start the game than we did in week one," stated Head Coach Bryan Strand. "We scored a touchdown the first two times we had the ball and lost a fumble as we were going into the end zone on the third possession. It was a much better start to the game this week."

Barnesville dominated the game in all categories as they finished with 442 total yards of offense compared to 35 for KMS.

The Trojans had 356 yards rushing, 86 yards passing, and 14 first downs while only turning the ball over one time.

Stuart Brandt led the team in rushing with 95 yards on five carries including one touchdown.

Austin Martz tallied 91 yards rushing on seven carries with two touchdowns, while adding one reception for 12 yards.

Michael Strand added 80 yards rushing on 11 carries with two touchdowns, while grabbing two passes for 51 yards.

Quarterback, Kyler Martz, completed five of six passes for 86 yards, while adding seven yards rushing on five carries and one touchdown.

Isaac Goedtker tallied one

reception for 14 yards, with Matt Holland adding a pass reception for nine yards.


Defensively, Jace Nosal led the Trojans in defensive points with 32 as he tallied eight total tackles including five solo while adding four tackles on kicks.

Dana Berg was second with 19 points earning three tackles, two tackles on kicks and one sack, with Kyle Johnson ending with 18 points that included four tackles and a sack.

Austin Martz netted 14 points on three tackles and a blocked kick to round out the defensive players with more than 10 points.

"Our offensive line played much better this week," said Strand. "They are young and will need time to develop, but are improving each week. Also, Kyle Johnson dominated on both sides of the ball tonight. He goes hard on each play. He is one of the strongest and smartest players in our area. Kyler Martz also continues to impress at quarterback. He is doing a fantastic job of running the offense."

The Trojans improved their record to 2-0 on the season. Their next game will be against Wadena-Deer Creek next Friday, September 14.



PHOTOS BY:
CONNIE MARTZ


The Trojan bench got some work late in the KMS game. Ethan Ishaug looks to hand off the football to either Wendell Rogers #14 or Colby Mahar #11.



Kyler Martz fights off two tacklers on a quarterback keep. Martz had a big night passing, handing off the ball and running it himself.



Willie Anderson strips the ball away from a KMS runner. Closing in on the loose ball are Michael Strand from the front and Tracy Jerald from the rear.



It was a long night for the KMS offensive team. The KMS ball carrier on this play was being gang tackled by four Trojan defenders.



Dana Berg #61, forced the ball to the inside. That's where Ethan Ishaug, Brian Butenhoff and Michael Strand all got a grip on the KMS ball carrier.

Offensive Stats vs. KMS

RUSHING	Attempts	Yards	Average per rush	fumbles	Touchdowns
Austin Martz	7	91	13.0		2
Michael Strand	11	80	7.3		2
Stuart Brandt	5	95	19.0		1
Kyler Martz	5	7	1.4	1	1
Nick Randklev					
Rylee Anderson	3	4	1.3		
Jace Nosal					
Wendell Rogers	1	3	3.0		
Ethan Ishaug	4	29	7.3		
Graham Sauve	1	3	3.0		1
Aaron Nelson					
Connor Meyer	1	0	0.0		
Colby Mahar	4	28	7.0		
Jared Affield	3	11	3.7		
Logan Lewis	2	4	2.0		
Brandon Haugrud	1	1	1.0		

Total yards 48 356 7.4 1 7

Scoring	Touchdown	2pt Conv.	Xtra-pt	Field Goal	Safety	Total Points
Michael Strand	2		1			13
Austin Martz	2	1			1	16
Stuart Brandt	1					6
Isaac Goedtke						0
Kyler Martz	1					6
Graham Sauve	1					6
						0
						0

PASSING	Attempts	Completions	Yards	Average Per Pass	Touchdowns	Interceptions	Passing %
Kyler Martz	6	5	86	17.2	0	0	83.3%

RECEIVING	Receptions	Yards	Avg. Per Catch	Touchdowns
Isaac Goedtke	1	14	14.0	
Austin Martz	1	12	12.0	
Brian Butenhoff				
Michael Strand	2	51	25.5	
Matt Holland	1	9	9.0	

KICKING	Type of Kick	Attempts	Yards	Avg. Per Kick	Xtr PT/FG	XTR Point		FG	
Alex Settelmeyer	KO	5	162	32.4	Alec Wheelright	Attempts	Made	ATT	Made
Michael Strand	Punt				Michael Strand	0	0		
Willie Anderson	KO	3	94	31.3		4	1		

RETURNS	Punt Returns Yardage	KO Returns Yardage	# Punt Returns	# KO>Returns	Total Return Yards	Touchdowns
Michael Strand	90	11	4	1	101	

VS KMS

		solo Tackles +3	Assisted Tackles +1	Tackle for loss +2	Tipped pass +1	Fumble caused +4	Fumble recovery +3	Int +5	Sack +4	Blocked Kick +5	Tackle on Kick +3	Total Points
Kyler Martz	2	2										6
Logan Lewis	5	1										3
Tyler Nysveen	6											0
Isaac Goedtke	7	1	1									4
Ethan Ishaug	8	2	1									7
Meyer, Connor	10											0
Colby Mahar	11											0
Aaron Nelson	12											0
Wendell Rogers	14		1	1							1	6
Austin Martz	15	2	1	1						1		14
Michael Strand	20	1										3
Rylee Anderson	21											0
Isaac Dent	22											0
Tracy Jerald	23	1		1								5
Stuart Brandt	28		1									1
Alex Trowbridge	30											0
Jordan Bang	31											0
Graham Sauve	32											0
Nick Randklev	34											0
Jace Nosal	40	5	3	1							4	32
Seth Martinson	42	1		1								5
Cody Thomas	49											0
Tyler Olson	50											0
Josh Smith	52											0
Myles Duvall	53											0
Jonah Kletsch	54		2	1								4
Ben Randklev	55		3									3
Garrett Nelson	56											0
Willie Anderson	59	2	1									7
Dana Berg	61	2	1	1					1		2	19
Louis Brown	68											0
Ryne Kisch	72											0
Hunter Olson	73	1	2									5
Maverick Janssen	75											0
Alec Wheelright	76		1									1
Kyle Johnson	77	3	1	2					1			18
Dain Blewer	78											0
Alex Settelmeyer	79											0
Zach Dent	80	1									1	6
Nathan Dokkebakken	84											0
Lynn LeNoue	85											0
Brian Butenhoff	87	1									1	6
Matt Holland	88	1		1					1			9
Josh Tweeton	3											0
Brandon Haugrud	4											0
Alex Garry	9											0
Rogers, Caleb	27											0
Kletsch, Jimmy	29											0
Alex McIntyre	33											0
Jerad Shaide	43											0
Jared Affield	44											0
Sawyer Mahar	51											0
Alex Peppel	63											0
Tate Elliot	66											0
Andrew Trowbridge	71											0
Joe Stage	74											0
Garrett Anderson	81											0
Christian Enstad	83											0
Cole Griffin	89											0
TOTALS		27	19	10	0	0	0	0	3	1	9	

Junior Jace Nosal Scores Four Touchdowns In WDC Victory

By: Tracy Hinsz

The Barnesville Trojans went into Friday night's game without fullback, Michael Strand due to injury, and would lose his replacement Ethan Ishaug to injury as well.

However they wouldn't need their services because Junior Jace Nosal was waiting in the wings.

Nosal finished the game with four touchdowns and a two-point conversion to help the Trojans cruise to a 70-18 victory over Wadena-Deer Creek in a Prairie Conference North football game.

The Trojans started the game on defense and set the tone early forcing a three and out. Austin Martz returned the punt to the 48 yard line of the Trojans where they set up for their first offensive series.

Barnesville moved the ball down the field with the running game before going for the touchdown with a long pass. However, the defense made a great play to deflect and intercept the ball negating points for the Trojans.

But it would not take long for the Trojans to score as linebacker Jace Nosal netted a safety after sacking the quarterback in the end zone making the score 2-0 Trojans.

WDC would kick from the 20 yard line with Austin Martz corraling the ball at the Trojan 43. After some great blocking, Martz found a hole in the middle of the field and raced to the end zone for the game's first touchdown. Fullback, Ethan Ishaug converted the two-point conversion and the score was now 10-0.

The Trojan defense was relentless and caused a fumble that was recovered by defensive tackle Jonah Kletsch at the 32 yard line of WDC.

It only took one play before Austin Martz hit pay dirt with a 32 yard touchdown run thanks to the great blocking of the Trojan offensive lineman. Center Jonah Kletsch, guards Kyle Johnson and Ben Randklev, and tackles Dain

Biewer and Garrett Nelson sprung Martz loose with outstanding drive blocks that saw him go untouched into the end zone. The two-point conversion was good from Stuart Brandt and the Trojans had an 18-0 lead early in the first quarter.

The Trojan defense would stop WDC on fourth down and immediately the offense went for six. The first play saw Stuart Brandt gain 11 yards on a sweep followed by a Kyler Martz to Ethan Ishaug pass play that covered 34 yards before being tackled at the three yard line. Jace Nosal finished the drive with a three yard touchdown run. The two-point conversion failed but the lead had grown to 24-0 Barnesville.

The next possession saw the Trojans drive the ball 45 yards for a touchdown that was capped off by a five yard touchdown run from Nosal. The two-point conversion pass from Martz to Isaac Goedtker was successful making the score 32-0 Trojans.

The start of the second quarter saw WDC sustain their first serious drive of the game. However, safety Kyler Martz ended the threat with an interception at the five yard line.

The Trojan offense followed that up with a 95 yard touchdown drive that was punctuated by a Kyler Martz to Jace Nosal 48 yard touchdown pass. The two-point conversion by Austin Martz was good and the Trojans had a commanding 40-0 lead.

Wadena-Deer Creek decided to open up the play book and connected on a 55 yard halfback pass play that put the ball at the one yard line of Barnesville.

It took two plays but the big fullback for WDC converted the one yard needed for their team's first score of the game. The two-point conversion was not good and now the score was 40-6 Barnesville.

After the Wolverines stopped Barnesville deep in their own

territory, their offense kept the pressure on the Trojan defense and moved the ball down the field. They ended the drive with a beautiful pass and catch that covered 38 yards for another touchdown. The two-point conversion failed and the score was 40-12 Barnesville.

The Trojans got back to what they do the best, run the football. They took the ball down the field and scored on a one yard plunge by quarterback, Kyler Martz who also had a beautiful 31 yard run on the previous play in which he spun away from defenders and zigzagged all the way down the field. The two-point conversion pass was good from Martz to Nosal and the Trojans built their lead to 48-12.

The half would end with a Kyle Johnson tackle for loss and a Kyler Martz interception, his second of the game. The Trojans would take a knee to end the half with the score 48-12.

The second half was more of the same for both teams. Jace Nosal scored on the first possession of the second half on a seven yard touchdown run. The Trojans scored the two-point conversion by Austin Martz on a sweep to make the score 56-12.

Cornerback Tracy Jerald ended a Wolverines drive with an interception on the first possession for WDC in the second half. That was followed by a Colby Mahar one yard run for the touchdown on the Trojans next offensive possession. The conversion pass attempt fell incomplete making the score 62-12.

The Wolverines marched the ball down the field on their next possession and punched in a touchdown run from close range. The conversion attempt was not good and the score now was 62-18.

The fourth quarter saw defensive tackle Ryan Kisch recover a fumble for Barnesville and backup quarterback Isaac Goedtker rumble 72 yards on a sweep for a

touchdown. The two-point run by Rylee Anderson was also good and the score was 70-18 which is also how the game would end.

"I thought we played a great game despite the injury bug getting us a little bit," said Head Coach Bryan Strand. "We fought hard and played great defense early. Jace Nosal had a great game on both sides of the ball."

The Trojans finished the game with 540 total yards of offense with 409 coming on the ground and 131 through the air. The team gained 17 first downs and scored nine touchdowns, but turned the ball over three times.

Defensively, the Trojans held the Wolverines to 246 yards of total offense with 141 yards coming through the air and 105 on the ground, while turning it over five times.

Austin Martz led the Trojans with

90 yards rushing on eight carries with one touchdown, while Stuart Brandt netted 55 yards on seven carries.

Jace Nosal had seven carries for 54 yards and three rushing touchdowns while adding one catch that went for 48 yards and another touchdown.

Isaac Goedtke added 82 yards rushing on three carries and one touchdown while grabbing two receptions for 39 yards and completing one pass for 10 yards.

Kyler Martz ran the ball five times for 35 yards and passed the ball eight times completing four for 121 yards with one touchdown and one interception.

Colby Mahar netted 34 yards rushing and one touchdown on five carries, with Wendell Rogers tallying 24 yards on four carries.

Rylee Anderson added 19 yards

on four carries with Ethan Ishaug earning 16 yards rushing on three carries and one reception that went for 34 yards.

Matt Holland also had one catch for 10 yards to finish the statistics for Barnesville.


Defensively, the Trojans were led by Jace Nosal's 29 points as he tallied eight total tackles, with six being solo, one tackle for loss, one sack for a safety and one tackle on a kick.

Austin Martz was next with 26 points, netting nine total tackles with seven solo and a tackle on a kick.


Linebacker, Ben Randklev finished with 17 points with eight total tackles and one on a kick, with Dana Berg tallying 14 points with six total tackles and one tackle for loss.

Kyler Martz netted 13 points with three total tackles and two interceptions, with Tracy Jerald, four tackles and an interception and Hunter Olson, three tackles and two on kicks each finishing with 11 points.


Barnesville improved their record to 3-0 on the season and 1-0 on the conference. Their next game will be at Swanville against United North Central, also 3-0, on Friday, September 21.



Tyler Olson #50 and #52 Josh Smith open a big hole to spring #11 Colby Mahar loose for a big gain.



Isaac Goedtke #7 sets a block towards the goal line for #8 Ethan Ishaug.



This is where it all begins, down in the trenches. Ben Randklev #55, Jonah Kletsch #54 and Josh Smith #52 protect the line of scrimmage for Quarterback Kyle Martz.




It's a test of strength and wills for #54 Jonah Kletsch, #77 Kyle Johnson and #55 Ben Randklev.




Protected by #77 Kyle Johnson Quarterback Kyler Martz throws on high and far.



Here's where the yards get tough. Colby Mahar tries to fight off a WDC defender who is trying to get a hand hold somewhere. Following the play and hoping to get a block is Rylee Anderson.



Life was miserable for Wadena Deer Creek runners. Here #59 Willie Anderson and #73 Hunter Olson have a hold on the ball carrier and its nowhere but down for him.



Jace Nosal had a career night with four touchdowns. Here he eludes three WDC would be tacklers for another big gain. Nosal also had a big night on defense.

Trojans start fast in lop-sided win over Wolverines

By Brian Hansel

bhansel@wadenapi.com

The state-ranked Barnesville Trojans pounded out 32 points in the first quarter Friday night en route to a decisive 70-18 victory over Wadena-Deer Creek.

The 88-point game started with a modest two-point safety. Jace Nosal tackled Evan VanErp in the end zone after the Wolverines stopped Barnesville's first drive with an interception. Nick Carlson intercepted a Kyler Martz pass at the goal line but the Wolverines were forced to start their first offensive series inside the five-yard line.

The Trojans put the next four touchdowns on the scoreboard. Andy Martz returned a kickoff 57 yard and then sprinted 32 yards for six. Nosal scored the first of his four touchdowns from three yards out and then went in added a seven-yard scoring run for a 32-0 lead.

The Wolverines were unable to do much against Barnesville's speed.

"We just didn't have enough speed on the field," WDC Head Coach Howie Kangas said. "It showed up offensively and defensively."

The Wolverines struck back with the first touchdown of the second quarter as Jake Krause went over from the one.

Barnesville countered Krause's scoring run with their biggest aerial gainer of the night. Nosal brought in a 48-yard aerial from Kyler Martz to put the Trojans up 38-6.

The Wolverines came back with a long scoring passes of their own as Dylan Dumproppe grabbed a 38-yard pass from Evan VanErp.

Barnesville's Kyler Martz scored his lone rushing touchdown of the night from two yards out to cap the second half scoring.

The Trojans out-scored the Wolverines 22-6 in the second half. Nosal had a seven-yard scoring run and Colby Mahar went over from the one in the third quarter. Isaac Goedtke found running room for a 72-yard jaunt in the final quarter.

Van Erp, who led the Wolverines in rushing with 65 yards on 10 carries, put a third quarter touchdown on the board for WDC when he scored from the six.

"I thought it was a hard-hitting game," Barnesville Head Coach Bryan Strand said. "I thought WDC showed signs of a good football team but they made some mistakes early and we capitalized."

Andrew VanErp was WDC's receiving leader with five catches for 70 yards. Dumproppe caught three passes for 90 yards. Nick Carlson collected two passes for 29 yards.

The Trojans racked up 409 yards on the ground and saw nine different players carry the na;; Austin Martz gained 90 yards on eight carries for Barnesville and Nosal added 54 yards on seven carries. Stuart Brandt rushed seven times for 55 yards. Goetke had 82 yards on three attempts.

The Wolverines travel to Osakis Friday for a 7 p.m. game.

Barnesville	32	16	14	8 - 70
WDC	0	12	6	0 - 18

Barnesville: Safety, Andy Martz 57 yard kickoff return (PAT Ethan Ishaug run), Martz 32 yd run (PAT Stuart Brandt run), Jace Nosal 3 yd run (PAT failed), Nosal 7 yd run (PAT Isaac Goedtke pass from Kyler Martz), Nosal 48 yd pass from Kyler Martz (PAT Martz run), K. Martz 2 yd run (PAT Nosal run), Nosal 7 yd run (PAT A. Martz run), Colby Mahar 1 yd run (PAT failed), Goedtke 72 yd run (PAT Rylee Anderson run)

WDC: Jake Krause 1 yd run (PAT failed), Dylan Dumpprope 38 yd pass from Evan VanErp (PAT failed), VanErp 6 yd run (PAT failed)

	Barn.	WDC
First Downs	17	9
Yards Rushing	409	109
Yards Passing	131	189
Total Yards	540	298
Passes	5-9	10-30
Intercepted by	3	1
Fumbles lost	2	2

Offensive Stats vs. Wadena DC

RUSHING	Attempts	Yards	Average per rush	fumbles	Touchdowns		GAME STATS	Trojans	Opponent
Austin Martz	8	90	11.3		1		First Downs	17	9
Michael Strand							Rushing	14	7
Stuart Brandt	7	55	7.9				Passing	3	1
Kyler Martz	5	35	7.0		1		Penalty		1
Nick Randklev							Rushing Yards	409	105
Rylee Anderson	4	19	4.8				Passing Yards	131	141
Jace Nosal	7	54	7.7		3		Total Offense	540	246
Wendell Rogers	4	24	6.0				Turnovers	3	5
Ethan Ishaug	3	16	5.3				Penalties		
Graham Sauve							Number	7	4
Aaron Nelson							Yards penalized	55	20
Connor Meyer									
Colby Mahar	5	34	6.8	1	1				
Jared Affield									
Logan Lewis									
Brandon Haugrud									
Isaac Goedtke	3	82		1	1				

Total yards	46	409	8.9	2	7
-------------	----	-----	-----	---	---

Scoring	Touchdown	2pt Conv.	Xtra-pt	Field Goal	Safety	Total Points
Michael Strand						0
Austin Martz	2	2				16
Stuart Brandt		1				2
Isaac Goedtke	1	1				8
Kyler Martz	1					6
Graham Sauve						0
Jace Nosal	4	1			1	28
Colby Mahar	1					6
Ethan Ishaug		1				2
Rylee Anderson		1				2
						70

PASSING	Attempts	Completion	Yards	Average Per Pass	Touchdowns	Interceptions	Passing %
Kyler Martz	8	4	121	30.3	1	1	50.0%
Isaac Goedtke	1	1	10	10.0			

RECEIVING	Receptions	Yards	Avg. Per Catch	Touchdowns
Isaac Goedtke	2	39	19.5	
Austin Martz				
Brian Butenhoff				
Michael Strand				
Matt Holland	1	10	10.0	
Ethan Ishaug	1	34	34.0	
Jace Nosal	1	48	48.0	1

KICKING	Type of Kick	Attempts	Yards	Avg. Per Kick	Xtr PT/FG	Attempts	Made	ATT	Made
Alex Settelmeyer	KO	3	131	43.7	Alec Wheelright				
Michael Strand	Punt				Michael Strand				
Willie Anderson	KO	2	83	41.5					
Austin Martz	KO	4	161	40.3					
Louis Brown	KO	1	33	33.0					

RETURNS	Punt Returns Yardage	KO Returns Yardage	# Punt Returns	# KO Returns	Total Return Yards	Touchdowns
Michael Strand						
Austin Martz	22	57	2	1	79	1
Connor Meyer		38		1		

solo Tackles +3	Assisted Tackles +1	Tackle for loss +2	Tipped pass +1	Fumble caused +4	Fumble recovery +3	Int +5	Sack +4	Blocked Kick +5	Tackle on Kick +3	Total Points
--------------------------------	------------------------------------	-----------------------------------	-------------------------------	---------------------------------	-----------------------------------	-------------------	--------------------	--------------------------------	----------------------------------	-------------------------

1. [Introduction](#)

Trojans Upend U-S-A 22-14

By: Tracy Hinsz

The Barnesville Trojans were about to embark on their toughest game of the 2012 season as they traveled to Swanville to take on the undefeated Upsala/Swanville Area Patriots.

Barnesville started the game in great field position and moved the chains two times. But on fourth and 17, the Trojans looked to have the perfect play call with a middle screen, however the deep safety came flying in to blow up the play and crushed running back, Stuart Brandt short of the line to move the chains. USA would take over on downs.

Barnesville would send out the defense and just like they have done all season so far, they forced a quick three and out series. However, the punt snap was high and went sailing over the punter's head. He managed to chase it down in the end zone and kicked the ball out of the back of the end zone for a Trojan safety.

The rest of the first quarter would see the Trojan offense sputter because of penalties which forced them to punt.

As the rain began to fall hard, Barnesville would shank a punt giving the Patriots great field position.

On first down, U-S-A would run an off tackle play that was quickly snuffed out by the Trojan defense. However, cornerback Michael Strand came flying in to make the tackle, was unable to keep his grip on the running back forcing him backward. The U-S-A player would regain his balance and change his direction, waltzing 45 yards for the game's first touchdown.

The Patriots ran a fake on the extra point attempt but Barnesville's Stuart Brandt was able to come up and make a great one on one tackle to keep them out of the end zone. The Patriots had their only lead of the game at 6-2.

The U-S-A lead would not last very long as the ensuing kickoff was squibbed and picked up at the 25 yard line by Austin Martz. Martz was off to the races as he went untouched 75 yards into the end zone to retake the lead for Barnesville.

The two-point conversion was

stopped short of the goal line, but the Trojans had regained the lead at 8-6.

Barnesville's defense would force another punt giving the offense the ball back. The Trojans would see one touchdown called back on a questionable penalty call before the Patriots would snare an intercepted pass in the end zone to kill another Trojan drive.

Another defensive stand for Barnesville was followed up by a fumble on offense, which U-S-A would recover on the 43 yard line.

The Trojan defense would not be phased as safety Austin Martz stepped in front of a Patriot pass to intercept the ball at the 26 yard line.

Martz would follow that up with a 32 yard run on the first play after the pick, but the penalty bug would once again stop a potential scoring drive. The Patriots stopped Barnesville on downs and took over. They ran out the clock to go into halftime with a score of 8-6 Barnesville.

Both teams would punt to open up the second half with Barnesville's punter Austin Martz pinning the Patriots at the five yard line.

The first play saw a Patriot player fumble which was recovered by the Trojan's Willie Anderson at the five yard line.

Running back Michael Strand, back after a week off due to injury, scored the touchdown on a five yard dive play and then followed that up with the two-point conversion on a pitch play. The score was now 16-6 Barnesville.

Barnesville's defense would come up big again as defensive end Kyle Johnson sniffed out a screen play and forced a fumble that was recovered by the Trojan's Alec Wheelright at the 48 yard line.

The Trojan's would lose the ball on downs as the third quarter came to a close with the score 16-6 Barnesville.

Barnesville would force another punt but would quickly give the Patriots the ball back as they fumbled the return. U-S-A would take over on the 30 yard line.

After a great tackle on third down by cornerback Tracy Jerald, the Trojans forced another punt. The snap was low and Barnesville's Isaac Goedtke came around the

outside to tackle the punter and give the Trojans the ball at the 32 yard line of the Patriots.

However, the Trojans would not be able to do any damage on offense and turned the ball over on downs again.

The defense would return the favor allowing the offense another opportunity to score a touchdown.

Running back Stuart Brandt would start the march with a 20 yard run to put the ball on the 10 yard line. That was followed by a 10 yard Jace Nosal touchdown run. The two-point conversion run was stopped short and the Trojans now had a lead of 22-6.

The Trojan defense would stop the Patriots and get the ball back on a loss of downs. But, the Patriots would return the favor forcing a punt of their own. The punt was dropped and the Patriots stopped Austin Martz to take over possession on the 47 yard line.

After dropping a touchdown pass, the Patriots kept moving the ball down the field and finally punched the ball into the end zone from the one yard line. The two-point conversion was also good and with 23 seconds to go in the game, the Trojans lead was cut to 22-14.

Barnesville's Kyler Martz recovered the onside kick and then went into the victory formation that brought the game to an end with Barnesville winning by the same score.

"Our game against U-S-A was a good, hard fought game," said Head Coach Bryan Strand. "The weather was horrible and at times our play wasn't the best, but in the end we got the win. I give a ton of credit to U-S-A as they came out and fought extremely hard taking advantage of some of the things we were doing wrong and capitalizing on them."

Strand continued, "We had three touchdowns called back by penalty tonight! But our kids kept their poise and fought through this adversity. I am really proud and impressed with the effort the kids gave for all four quarters. We got better as a team tonight and hopefully that will help us later on in the season."

Much like the game itself, the statistics for both teams were fairly

even.

Barnesville finished the game with 233 yards of total offense compared to 188 for the Patriots. The Trojans had 203 yards rushing and 30 yards passing while netting nine first downs, with U-S-A accumulating 129 yards rushing and 59 yards passing while earning seven first downs.

There were five turnovers in the game with two belonging to Barnesville, but the Trojans were called for 10 penalties compared to four for the Patriots and three of the Trojans penalties negated touchdowns.

Senior Austin Martz was the work horse on this night as he finished with 17 carries for 112 yards rushing, adding one reception for eight yards and returning a kickoff 75 yards for a touchdown.

Jace Nosal finished with nine carries for 44 yards and one touchdown, with Michael Strand returning and seeing limited action with six carries for 22 yards and one touchdown.

Stuart Brandt also added eight carries for 26 yards and one reception for eight.

Quarterback Kyler Martz finished the game completing three of nine passes for 30 yards and one interception in a night when it was very hard to move the ball through the air because of the weather.

Tight End Isaac Goedtker managed to grab the other reception that covered 14 yards for the Trojans.

Defensively, Barnesville was led by Austin Martz who finished with 22 points. He had nine total tackles with one tackle for loss and an interception.

Willie Anderson was next with 17 points netting six total tackles including four solo and one fumble recovery.

Michael Strand added 16 defensive points with six total tackles (five solo, one assisted), with Tracy Jerald next at 15 points with four total tackles (3, 1) and one tackle for loss.

Isaac Goedtker added 14 points with five total tackles, one tackle for loss and one tackle on a kick, while Jace Nosal added 12 points on four total tackles and one fumble caused.


Rylee Anderson and Stuart Brandt were next with 11 defensive points with Anderson netting four total tackles and one on a kick and

Brandt tallying five total tackles (3, 2).

Dana Berg received 10 points with three total tackles, one tackle for loss and one tackle on a kick.

The Trojans record now stands at 4-0 on the season and 2-0 in the conference. As of last week, the Trojans were ranked #5 in the state of Minnesota Class AA football.


Their next game will be against United North Central at home on Friday, September 28. The Homecoming game is set to kick off at 7:00 p.m.



Stuart Brandt is the victim of a punishing tackle from a USA player in a hard fought game last Friday night.



Number 77 Kyle Johnson sets a USA defender back on his heels to open a hole for Michael Strand to pick up some yards.



A USA defender goes under a Matt Holland block to make a shoestring tackle on Austin Martz. Ben Randklev was too far away from the play to put a block on the other USA defender who is also just about to log a hit on the ball carrier.

Offensive Stats vs. USA

RUSHING	Attempts	Yards	Average per rush	fumbles	Touchdowns
Austin Martz	17	112	6.6	1	
Michael Strand	6	22			1
Stuart Brandt	8	26	3.3		
Kyler Martz	5	-1	-0.2		
Nick Randklev					
Rylee Anderson					
Jace Nosal	9	44	4.9		1
Wendell Rogers					
Ethan Ishaug					
Graham Sauve					
Aaron Nelson					
Connor Meyer					
Colby Mahar					
Jared Affield					
Logan Lewis					
Brandon Haugrud					
Isaac Goedtke					

GAME STATS	Trojans	Opponent
First Downs	9	7
Rushing	8	5
Passing	1	2
Penalty		
Rushing Yards	203	129
Passing Yards	30	59
Total Offense	233	188
Turnovers	2	3
Penalties		
Number	10	4
Yards penalized	95	35

Total yards	45	203	4.5	1	2	
Scoring	Touchdown	2pt Conv.	Xtra-pt	Field Goal	Safety	Total Points
Michael Strand	1	1				8
Austin Martz	1					6
Stuart Brandt						0
Isaac Goedtke						0
Kyler Martz						0
Graham Sauve						0
Jace Nosal	1					6
Colby Mahar						0
Ethan Ishaug						0
Rylee Anderson						0
Defense					1	2
						22

PASSING	Attempts	Completions	Yards	Average Per Pass	Touchdowns	Interceptions	Passing %
Kyler Martz	9	3	30	10.0		1	33.3%
Isaac Goedtke				#DIV/0!			

RECEIVING	Receptions	Yards	Avg. Per Catch	Touchdowns
Isaac Goedtke	1	14	14.0	
Austin Martz	1	8	8.0	
Brian Butenhoff				
Michael Strand				
Matt Holland				
Ethan Ishaug				
Jace Nosal				
Stuart Brandt	1	8	8.0	

KICKING	Type of Kick	Attempts	Yards	Avg. Per Kick	Xtr PT/FG	Attempts	Made	ATT	Made
Alex Settelmeyer	KO	4	170	42.5	Alec Wheelright				
Michael Strand	Punt				Michael Strand				
Willie Anderson	KO								
Austin Martz	KO								
Louis Brown	KO								
Austin Martz	PUnT	3	95	31.7					

RETURNS	Punt Returns Yardage	KO Returns Yardage	# Punt Returns	# KO Returns	Total Return Yards	Touchdowns
Michael Strand						
Austin Martz		75				1
Connor Meyer						
Kyle Johnson			15			

[illegible][illegible]

Kyler Martz Passes Trojans To 66-20 Victory Over UNC

By: Tracy Hinsz

The Barnesville Trojans were not happy about the way their passing game has been progressing so far this season. So the coaching staff decided that this would be the game where they focused on the pass.

That was music to quarterback, Kyler Martz's ears and something every quarterback dreams of. Martz finished the game completing eight passes in 10 attempts for 228 yards and three touchdowns that helped the Trojans defeat United North Central by the score of 66-20.

After a quick three and out series by the Trojan defense, Barnesville got the ball and drove the length of the field to score the game's first touchdown.

Michael Strand got the honor scoring on a three yard run, but his extra point was blocked and the score was 6-0 Barnesville.

After getting the ball back, the Trojans scored a touchdown on a screen pass that was incorrectly ruled a penalty thus negating the score. The next play saw Kyler Martz overthrow his receiver and get intercepted by a UNC player at the 49 yard line.

With momentum on their side, UNC went for the home run ball and converted on a 49 yard pass play for the touchdown. The extra point was also blocked and the score was tied at six in the first quarter.

The Trojans managed to get the ball to midfield but were stopped on downs at the 50 yard line. UNC took over but were forced to punt after three downs and returned the favor to Barnesville.

With the ball on the 17 yard line, Barnesville got their first big play of the game. Kyler Martz found Austin Martz down the left sideline on a beautiful pass and catch play that covered 47 yards.

The next play saw Kyler Martz connect with tight end Isaac Goedtker on a short pass that saw Goedtker race to the end zone for a 36 yard touchdown. The two-point conversion by Michael Strand was good on a run up the middle and the

score at the end of the first quarter was 14-6 Barnesville.

After Barnesville forced another punt, the offense found themselves backed up to their 10 yard line.

After a first down, with the ball on the 21 yard line, the Trojans went to a halfback pass that saw running back Michael Strand throw to tight end Isaac Goedtker at the 40 yard line. Goedtker did the rest as he rambled 60 yards for a 79 yard touchdown pass. Strand ran in the two-point conversion again and the Trojans extended their lead to 22-6.

The Trojan defense decided to get into the action on the next series as cornerback Michael Strand found a pass to his liking, intercepting the ball at the 46 yard line and he was off to the races. Strand ran the interception back for another Trojan touchdown and a blowout was taking shape. His extra point was good and the Trojans now led 29-6.

The next series saw the defense continue to dominate. Strand dropped a potential interception on third down but would quickly make up for it on the next play.

Strand fielded the punt on his 34 yard line and took off down the Trojan sideline untouched for a 66 yard punt return touchdown. The extra point was not good and the score was now 35-6.

UNC fumbled the ball on their first offensive play and the Trojans Alec Wheelright recovered giving the offense the ball at the 35 yard line of UNC.

It would take only two plays for the Trojans to score a touchdown. The last play was a beautifully executed screen pass to Tracy Jerald that saw him waltz into the end zone from 22 yards out and another touchdown. The extra point was blocked and the score was now 41-6, which would remain that way going into halftime.

Barnesville would get the ball to start the second half and the play calling would remain the same. With the ball on the Trojan 49 yard line, Kyler Martz found his brother Austin Martz on a side line route

with Austin catching the ball at the 25 yard line and rolling into the end zone untouched for a 51 yard touchdown pass. Alec Wheelright's extra point cleared the crossbar and the Trojans had extended their lead to 48-6.

Lightning would strike quickly for Barnesville as linebacker Austin Martz ran down a running play, stripped the ball carrier of the ball and picked up the rock rambling 32 yards for a touchdown. The extra point was blocked but the score was now 54-6.

After UNC completed a long pass play to move into Trojan territory, safety Tracy Jerald came up with a one-handed interception at the 10 yard line and took off down the Trojan sideline. He was tripped up at the 24 yard line by a UNC player to save another touchdown.

With the backups in the game, quarterback Isaac Goedtker scored a touchdown from the one yard line to increase the score to 60-6.

Barnesville would force a loss of downs on their next defensive series and the first play from scrimmage saw fullback Jace Nosal sprint untouched 53 yards for a Trojan touchdown. The two-point conversion failed but the score now stood at 66-6 Barnesville.

UNC would add two late touchdowns making the final score 66-20 in favor of Barnesville.

"We came out and scored virtually every way a team can score tonight," stated Head Coach Bryan Strand. "We concentrated on the pass this game and threw for more yards than any team in the last eight years. Kyler Martz had a great game tonight as did Michael Strand. Michael scored a touchdown rushing, passing, on a punt return and an interception return. That is not something you see every day. This was an entertaining homecoming game where the crowd saw some exciting football."

Offensively, the Trojans finished with 447 total yards of offense. They had 307 yards passing and 140 yards rushing while netting eight first downs.

Individual leaders for Barnesville included Kyler Martz (8-10, 228 yards, 3 td, 1 int.), Michael Strand (1-1, 79 yards 1 td, 5 carries-29 yards, 1 td), Jace Nosal (3 carries-61 yards, 1 td), Isaac Goedtke (3 receptions-128 yards, 1 td, 4 carries-22 yards, 1 td), and Austin Martz (3 receptions-113 yards, 1 td).

Defensively, Barnesville was led by Willie Anderson's 22 points (six total tackles, four solo and two assisted, with four tackles for loss).

Jace Nosal finished with 21 points netting seven total tackles (3, 4), one tackle for loss and two tackles on kicks.


Austin Martz and Michael Strand finished with 14 points each. Martz tallied three tackles, two tackles for loss, one fumble caused and one fumble recovery. Strand netted four total tackles, one tackle for loss, one tipped pass and one interception.

Tracy Jerald and Seth Martinson were next with 11 points. Jerald had one total tackle, one interception and one tackle on a kick, while Martinson tallied five total tackles (3, 2).

Alec Wheelright added 10 defensive points with three total tackles, one tackle for loss and one fumble recovery.

The win improves the Trojan's record to 5-0 on the season and 3-0 in the Prairie North Conference.

Their next game will be on the road at Long Prairie-Grey Eagle on Friday, October 5.




Quarterback Kyler Martz looks over the field for a potential target. The Trojans get their passing game on track at the homecoming game last Friday.



PHOTOS BY:
CONNIE MARTZ

Jordan Bang eludes the grasp of a UNC would-be tackler during action late in the game.



Who gets credit for the tackle? Everyone but the cheerleaders has a chance to bring this UNC runner down.



Stuart Brandt has a tackle and has knocked the ball loose for a fumble as he completes a successful defensive play.

Offensive Stats vs. UNC

RUSHING	Attempts	Yards	Average per rush	fumbles	Touchdowns		GAME STATS	Trojans	Opponent
Austin Martz	2	3	1.5				First Downs	8	4
Michael Strand	5	29	5.8		1		Rushing	3	3
Stuart Brandt	2	6	3.0				Passing	5	1
Kyler Martz	3	5	1.7				Penalty		
Nick Randklev							Rushing Yards	140	121
Rylee Anderson	1	2	2.0				Passing Yards	307	106
Jace Nosal	3	61	20.3		1		Total Offense	447	227
Wendell Rogers							Turnovers		
Ethan Ishaug							Penalties		
Graham Sauve							Number	7	0
Aaron Nelson							Yards penalized	55	0
Connor Meyer	1	0	0.0						
Colby Mahar	1	6	6.0						
Jared Affield	1	2	2.0						
Logan Lewis									
Brandon Haugrud									
Isaac Goedtke	4	22	5.5		1				
Jimmy Kletsch	2	2	1.0						
Isaac Dent	2	2	1.0						

Total yards 27 140 5.2 0 3

Scoring	Touchdown	2pt Conv.	Xtra-pt	Field Goal	Safety	Total Points
Michael Strand	3	2	1			23
Austin Martz	2					12
Stuart Brandt						0
Isaac Goedtke	3					18
Kyler Martz						0
Graham Sauve						0
Jace Nosal	1					6
Colby Mahar						0
Ethan Ishaug						0
Rylee Anderson						0
Defense						0
Tracy Jerald	1					6
Alec Wheelright			1			1
						66

PASSING	Attempts	Completions	Yards	Average Per Pass	Touchdowns	Interceptions	Passing %
Kyler Martz	10	8	228	28.5	3	1	80.0%
Isaac Goedtke							
Michael Strand	1	1	79		1		100.0%

RECEIVING	Receptions	Yards	Avg. Per Catch	Touchdowns
Isaac Goedtke	3	128	42.7	2
Austin Martz	3	113	37.7	1
Brian Butenhoff				
Michael Strand	1	17	17.0	
Matt Holland	1	27	27.0	
Ethan Ishaug				
Jace Nosal				
Stuart Brandt				
Tracy Jerald	1	22	22.0	1

KICKING	Type of Kick	Attempts	Yards	Avg. Per Kick	Xtr PT/FG	XTR Point		FG	
Alex Settelmeyer	KO	11	432	39.3	Alec Wheelright	Attempts	Made	ATT	Made
Michael Strand	Punt				Michael Strand	3	1		
Willie Anderson	KO					4	1		
Austin Martz	KO								
Louis Brown	KO								
Austin Martz	PUnT								
Connor Meyer	Punt	1	28	28.0					

RETURNS	Punt Returns Yardage	KO Returns Yardage	# Punt Returns	# KO Returns	Total Return Yards	Touchdowns
Michael Strand	85		3		85	1
Austin Martz		17		1	17	
Connor Meyer		49		2	49	
Kyle Johnson						
Stuart Brandt		25		1	25	

[illegible]

Kyler Martz
Logan Lewis
Tyler Nysveen
Isaac Goedtke
Ethan Ishaug
Meyer, Connor
Colby Mahar
Aaron Nelson
Wendell Rogers
Austin Martz
Michael Strand
Rylee Anderson
Isaac Dent
Tracy Jerald
Stuart Brandt
Alex Trowbridge
Jordan Bang
Graham Sauve
Nick Randklev
Jace Nosal
Seth Martinson
Cody Brenner
Tyler Olson
Josh Smith
Myles Duvall
Jonah Kletsch
Ben Randklev
Garrett Nelson
Willie Anderson
Dana Berg
Louis Brown
Ryne Kisch
Hunter Olson
Maverick Janssen
Alec Wheelright
Kyle Johnson
Dain Biewer
Alex Settelmeyer
Zach Dent
Nathan Dokkebakken
Lynn LeNoue
Brian Butenhoff
Matt Holland
Josh Tweeton
Brandon Haugrud
Alex Garry
Rogers, Caleb
Kletsch, Jimmy
Alex McIntyre
Jerad Shaide
Jared Affield
Sawyer Mahar
Alex Poppel
Tate Elliot
Andrew Trowbridge
Joe Stage
Garrett Anderson
Christian Enstad
Cole Griffin
TOTALS

Trojans Run Wild In Victory Over Long Prairie-Grey Eagle

By: Tracy Hinsz

The Barnesville Trojans wanted to get back to what they do best on the football field and that is run the football. They did just that on Friday night as they accumulated 512 yards rushing on 49 carries to help defeat Long Prairie-Grey Eagle by the score of 59-14.

The first quarter only saw one touchdown and that came on the Trojans first possession of the game. They drove down the field utilizing all their running backs to gain yards and mixing in a 39 yard pass from Kyler Martz to Isaac Goedtkke. Michael Strand finished off the drive with an eight yard touchdown run up the middle. His extra point was good and the Trojans had a 7-0 lead.

The second quarter was all Barnesville as they exploded for 265 yards rushing behind the blocking of offensive lineman Kyle Johnson, Dain Biewer, Garrett Nelson, Josh Smith and Ben Randklev as well as tight ends Isaac Goedtkke, Brian Butenhoff and Matt Holland.

These eight players were opening holes that a semi-truck could drive through and the Trojan running backs were netting yards in chunks.

The opening play of the second quarter saw Michael Strand sprint into the end zone from 35 yards out. His extra point attempt was good and the Trojans now led 14-0.

The first defensive play after the touchdown saw linebacker, Jace Nosal step in front of a Thunder player and intercept the pass before being tackled at the 40 yard line.

It only took three plays for the Trojans to score another touchdown. This time Austin Martz got the call and went into the end zone from the one yard line. The extra point was not good and the Trojans now had a 20-0 lead.

The next offensive series would see Barnesville pinned at their own one yard line. All three running backs would get carries to move the ball down the field with the highlight being an impressive 40 yard run by Austin Martz.

Stuart Brandt would end the

99 yard drive with a four yard touchdown run. The two-point conversion was not good and the Trojan lead now stood at 26-0.

After the Trojans got the ball back, the team drove 86 yards for another score thanks to an Austin Martz 46 yard run. Martz utilized his blockers while making a few great moves to get into the open field allowing his speed to distance himself from the defenders for the touchdown. The extra point kick was not good and the score now stood at 32-0 Barnesville.

The next series saw the Trojan defense force another punt. Punt returner Michael Strand fielded the ball at the 48 yard line and was off to the races. He received some excellent blocks, made two great cuts and went into the end zone untouched for a 52 yard touchdown. Strand added the extra point and the lead was now 39-0 which would end up being the halftime score.

The second half started out with the Trojans getting the football at their 20 yard line. On the second play from scrimmage, Stuart Brandt scampered 51 yards on a running play that moved the ball down to the 14 yard line. Austin Martz would get the next carry and scoot into the end zone for another Trojan touchdown. The extra point was not good and the lead was now 45-0.

The Trojan defense would continue to swarm the Thunder offense and force another punt attempt. This time the snap was low allowing the Trojans to tackle the punter at the 20 yard line where the offense would once again take over.

The offense would put the ball into the end zone with a Jace Nosal two yard touchdown run. Kyler Martz ran in the two-point conversion making the score 53-0 which is how the third quarter would end.

After getting the ball back, Barnesville would march it down the field before Jace Nosal would find the end zone on a three yard touchdown run. The two-point conversion was not good and the score was now 59-0.

With Barnesville playing their backups and the Thunder leaving their starters in the game, LPGE hit on a 73 yard pass play for their first touchdown. The extra point was missed and the score was 59-6.

The Trojans would follow that up with a fumble that was recovered by the Thunder at the 27 yard line. LPGE would score their second touchdown on a running play and convert the two-point conversion on a passing play to make the score 59-14 which is how the game would end.

"I thought we played a great game tonight," stated Head Coach Bryan Strand. "We had over 500 yards rushing and over 550 yards of offense and I can't remember the last time we did that. The offensive line and the backs opened up some huge holes and we executed our runs to gain a lot of yards. Last week we had a lot of passing yards and this week we had a lot of running yards. If we can put the two elements together, we should be a tough team to beat come playoff time."

Team statistics for the game saw Barnesville accumulate 551 yards of offense with 512 yards coming on the ground and 39 yards coming through the air. Barnesville had 16 first downs compared to two for LPGE. Barnesville forced two turnovers but committed two themselves.

Kyler Martz finished the game completing one pass in three attempts for 39 yards, with Isaac Goedtkke the recipient of the pass for his only catch of the game.

Austin Martz led the Trojans in rushing, netting 160 yards on 10 carries with three of his carries going for touchdowns.

Michael Strand added 149 yards rushing on 10 carries with three touchdowns and a punt return of 52 yards for another touchdown.

Stuart Brandt added 125 yards rushing on nine carries and one touchdown, with Jace Nosal netting 27 yards rushing on six carries and two touchdowns.

Defensively, the Trojans were led by defensive end Kyle Johnson who finished with five total tackles (three

solo, two assisted), four tackles for loss and a quarterback sack.


Alec Wheelright added four total tackles (1,3) and three tackles for loss, with Wendell Rogers also getting four tackles (3,1).

Hunter Olson added four tackles (1,3), with Brian Butenhoff collecting three tackles and Jace Nosal adding two tackles and an interception.


Barnesville improved their record to 6-0 on the season and 4-0 in the Prairie North Conference. Their next game will be a home game against Osakis who is 4-2 on the season. Game time is slated for Friday, October 12 at 7:00 p.m.

Game Score

Barnesville	7	32	14	6	59
LPGE	0	0	0	14	14




Isaac Goedtkke has a Thunder defender turned the wrong way as he makes a cut to the inside for a few extra yards.



The offensive line had a big night last Friay as they opened up huge holes and protected their quarterback. The linemen down in the trenches seldom get the regonition that the ball handlers do but the offensive line is the heart and soul of every good football team.



Austin Martz tried to elude the grasp of a Thunder defender and slip past the would-be tackle.



Jace Nosal sets a nice block for Connor Meyer to spring the ball carrier loose for a big gain.



Tracy Jerald wraps up a Thunder ball carrier last Friday evening in a road game against Long Prairie-Grey Eagle.

Long Prairie Leader

COUNTRY LIVING

Thunder blown out by state ranked Barnesville

By Taylor Lunemann, Staff Writer

Published:

Tuesday, October 9, 2012 10:45 AM CDT

The Thunder football team knew they had their work cut out for them when they hosted the No. 5 state ranked Barnesville Trojans last Friday night.

While the Thunder were looking for their first win of the season, the Trojans were looking to remain undefeated on the season.

The Trojans showed they are quite deserving of their state ranking as they cruised past the Thunder, piling on 529 yards of total offense in a 59-14 thrashing.



The Barnesville defense was relentless against the Thunder last Friday night. Quarterback Tommy Geisenhof managed to finish the game with 89 passing yards and a touchdown. (Photo by Taylor Lunemann)

The final score was not indicative of how the game was going early on.

In the first quarter, the Thunder held Barnesville to just one score and was coming up with some nice stops on the defensive side.

However, after a quiet first quarter, the Trojans offense certainly awoke in the second.

Barnesville running back Michael Strand opened up the second quarter with a 34 yard touchdown run, his second of the game.

LPGE then threw an interception on the first play after the kickoff return which set up Barnesville with a short field for another score just one minute into the second quarter.

The lone Thunder highlight in the second quarter was a beautiful punt by Carlos Cano which rolled out of

[Print Page](#)

bounds at the Trojans' one yard line.

Despite being pinned at their own one-yard line, the Trojans quickly moved down the field and eventually completed the 99-yard drive on a four-yard touchdown run by Stuart Brandt.

The Trojans would go on to score two more touchdowns before the half as they held a 39-0 lead at halftime.

The Thunder would get on the board with two touchdowns in the second half, but the damage was done by then.

The Trojans picked up 489 yards on the ground and 40 yard through the air in the game.

Alex Lemke led the Thunder rushing attack with 23 yards.

Quarterback Tommy Geisenhof ended the game 3/7 for 89 yards, a touchdown, and interception.

The Thunder will look for their first win when they travel to take on United North Central, who just picked up their first win of the year last week by defeating Wadena-Deer Creek 32-16.

Despite going from facing an undefeated team to a team with just one win, Thunder head coach Jonathan Young says the team has to prepare the same way.

"We have to come to practice and work just as hard and prepare just as well as any other week," Young said. "The team just needs to stay the course and continue to work on getting better every practice, every game, every day."

In last season's game against UNC, the Thunder were able to come out on top 38-6.

Copyright © 2012 - Long Prairie Leader

[x] Close Window

Offensive Stats vs. LPGE

RUSHING	Attempts	Yards	Average per rush	fumbles	Touchdowns		GAME STATS	Trojans	Opponent
Austin Martz	10	160	16.0		3		First Downs	16	2
Michael Strand	10	149	14.9		2		Rushing	15	2
Stuart Brandt	9	125	13.9		1		Passing	1	
Kyler Martz	1	-7	-7.0	1			Penalty		
Nick Randklev	3	3	1.0				Rushing Yards	505	18
Rylee Anderson	2	25	12.5				Passing Yards	39	91
Jace Nosal	6	27	4.5		2		Total Offense	544	109
Wendell Rogers	1	2	2.0				Turnovers	2	2
Ethan Ishaug	1	0	0.0				Penalties		
Graham Sauve							Number	5	0
Aaron Nelson							Yards penalized	30	0
Connor Meyer	1	4	4.0						
Colby Mahar	3	17	5.7						
Jared Affield									
Logan Lewis	2	0	0.0	1					
Brandon Haugrud									
Isaac Goedtke									
Jimmy Kletsch									
Isaac Dent									

Total yards 49 505 10.3 2 8

Scoring	Touchdown	2pt Conv.	Xtra-pt	Field Goal	Safety	Total Points
Michael Strand	3		3			21
Austin Martz	3					18
Stuart Brandt	1					6
Isaac Goedtke						0
Kyler Martz		1				2
Graham Sauve						0
Jace Nosal	2					12
Colby Mahar						0
Ethan Ishaug						0
Rylee Anderson						0
Defense						0
Tracy Jerald						0
Alec Wheelright						0
						59

PASSING	Attempts	Completions	Yards	Average Per Pass	Touchdowns	Interceptions	Passing %
Kyler Martz	3	1	39	39.0			33.3%
Isaac Goedtke							
Michael Strand							

RECEIVING	Receptions	Yards	Avg. Per Catch	Touchdowns
Isaac Goedtke	1	39	39.0	
Austin Martz				
Brian Butenhoff				
Michael Strand				
Matt Holland				
Ethan Ishaug				
Jace Nosal				
Stuart Brandt				
Tracy Jerald				

KICKING	Type of Kick	Attempts	Yards	Avg. Per Kick	Xtr PT/FG	Attempts	Made	ATT	Made
Alex Settlemeyer	KO	8	273	34.1	Alec Wheelright	1			
Michael Strand	Punt				Michael Strand	5	3		
Willie Anderson	KO	1	31	31.0					
Austin Martz	KO	1	45	45.0					
Louis Brown	KO								
Austin Martz	Punt								
Connor Meyer	Punt								

RETURNS	Punt Returns Yardage	KO Returns Yardage	# Punt Returns	# KO Returns	Total Return Yards	Touchdowns
Michael Strand	52		1		52	1
Austin Martz		13		1	13	
Connor Meyer		9		1	9	
Kyle Johnson						
Stuart Brandt						
Tracy Jerald	21		1		21	

solo Tackles +3	Assisted Tackles +1	Tackle for loss +2	Tipped pass +1	Fumble caused +4	Fumble recovery +3	Int +5	Sack +4	Blocked Kick +5	Tackle on Kick +3	Total Points
--------------------------------	------------------------------------	-----------------------------------	-------------------------------	---------------------------------	-----------------------------------	-------------------	--------------------	--------------------------------	----------------------------------	-------------------------

[illegible]

#4 Ranked Barnesville Improves To 7-0 A Season

By: Tracy Hinsz

The Barnesville Trojans continued to dominate the competition as they routed conference foe Osakis by the score of 48-6 here last Friday.

It all started for Barnesville on their first possession. The fourth play from scrimmage saw running back, Stuart Brandt race 47 yards for a Trojan touchdown. Place kicker Michael Strand drilled the ball through the uprights and Barnesville had a 7-0 lead.

Barnesville's defense forced a punt on the next possession for Osakis and the offense would need one play to cash in. With the ball on the 41 yard line, running back, Austin Martz got the call and scampered 59 yards for the touchdown. Strand booted the extra point and the rout was on with the Trojans leading 14-0 early in the first quarter.

Barnesville's third offensive possession of the quarter saw them score a touchdown from 60 yards out as Austin Martz took a reverse, making a great cut on a defender and sprinting to the end zone. The extra point was good and the score was 21-0 at the end of the first quarter.

The next possession on offense only needed two plays before scoring the touchdown. Quarterback, Kyler Martz hit running back, Michael Strand on a pass play that saw Strand juke one defender and with the help of a great down field block by tight end, Isaac Goedtke, take it in for a 42 yard touchdown. The extra point was good and the Trojans had a 28-0 lead.

The defense got into the scoring column on the ensuing possession as defensive end, Seth Martinson and linebacker, Ethan Ishaug, made a gang tackle that forced the running back to fumble.

Five Trojans swarmed to the ball with safety, Kyler Martz picking it up at the 26 yard line. He was off to the end zone with the help of a block from Stuart Brandt and Jace Nosal. The extra point was good and the score was now 35-0.

The following kickoff saw Stuart

Brandt chase down a Silver Streaks player preventing a touchdown, but giving Osakis great field position at the 24 yard line. However, the Trojan defense would not give up a touchdown and stopped them on downs getting the ball back to the offense.

After a penalty backed the Trojans up to their own seven yard line, the offense used both the run and the pass to move the ball down the field. With the ball at the nine yard line of the Silver Streaks, quarterback Kyler Martz rolled out to his right and ran the ball into the end zone for another touchdown. The extra point was good and the score was 42-0 Barnesville, which is how the half would end.

The second half would start with the Trojans scoring a touchdown by Stuart Brandt on a 65 yard counter play. The extra point was not good but the score would increase to 48-0.

Osakis finally got on the scoreboard with a touchdown run, but the two-point conversion was stopped making the score 48-6.

The rest of the game went scoreless and the number four ranked team in the state would come out victorious once again by the score of 48-6 over Osakis.

Barnesville would end the game with 452 yards of total offense with 349 yards coming on the ground and 103 yards through the air. Osakis would net 136 total yards of offense with all if it coming via the rushing game.

Austin Martz would lead the Trojans in rushing yards with 143 yards on four carries including two touchdowns, while adding one reception for 22 yards.

Stuart Brandt would gain 116 yards rushing on four carries and two touchdowns, with a reception for 42 yards as well.

Michael Strand would net 37 yards rushing on five carries and one reception for 42 yards and a touchdown, while converting six of seven extra point attempts.

Kyler Martz would complete four of five passes for 103 yards and

one touchdown, adding one carry for nine yards rushing and another score.

Isaac Goedtke would get the other reception that gained seven yards in the Trojan victory, with Rylee Anderson netting 31 yards on five carries.

Wendell Rogers added two carries for 18 yards rushing, with Jace Nosal netting three yards on two carries as well.

Defensively, the Trojans were led by linebacker Jace Nosal who tallied 24 points (four solo tackles, five assisted tackles, two tackles for loss and one tackle on a kick).

Ethan Ishaug netted 21 points (three solo, eight assisted tackles, one fumble caused), with Seth Martinson tallying 20 points (three solo, eight assisted tackles, one tackle for loss and one fumble caused).

Stuart Brandt added 18 points (two solo, two assisted tackles, one tipped pass and three tackles on kicks), with Kyler Martz adding 15 points (three solo, three assisted tackles, one fumble recovery), and Rylee Anderson 14 (two solo, two assisted tackles and two tackles on kicks).

Kyle Johnson added 13 points (two solo, three assisted tackles and two tackles for loss), with Isaac Goedtke netting 11 points (one solo, two assisted tackles, one tackle for loss and one sack).

"I thought we played a great first half and had good intensity," stated Head Coach Bryan Strand. "I was also impressed with Osakis and how they kept coming at us no matter how much they got down. It was a hard fought game with our team speed being the difference."

Barnesville improved their record to 7-0 on the season and 5-0 in the Prairie North Conference. Their next game will be Thursday, October 18 against New York Mills. The game is a road game that will be played at the FargoDome at 3:30.

Game Score

Osakis	0	0	6	0	6
Barnesville	21	21	6	0	48


PHOTOS BY:
CONNIE MARTZ



Sawyer Mahar blocks three defenders as he tries to spring Rylee Anderson loose for some yards as the Barnesville bench got some work in the second half of the game against Osakis.



Wendell Rogers has a firm grip on the football and he's looking for some running room. The rest of the Trojan offense is setting blocks for Rogers.



It was a long night for the Osakis ball carriers. Ethan Ishaug has a grip from the rear as Kyle Johnson moves in from overhead. Alec Wheelright submarines the play and also has a share of the gang tackle.



Published October 17, 2012, 12:00 AM

Barnesville runs past Osakis

An explosive Trojans' offense scored early and often against the Silverstreaks

By: Eric Morken, The Osakis Review

Big plays by Barnesville sums up exactly what happened to the Osakis football team last Friday night as the Trojans handed the Silverstreaks a 48-6 loss.

It was a defeat that ended Osakis' hopes for a share of the conference title as the Silverstreaks dropped to 3-2 in league play and to 4-3 overall.

Barnesville came in with a perfect 6-0 record and ranked fourth in the Class AA polls. The Trojans then went out and lived up to that ranking in a big way.

Their athleticism was on display all night long. Barnesville scored offensive touchdowns of 48, 59, 60, 42, 9 and 65 yards. The Trojans also added a 35-yard fumble recovery for a touchdown that helped make it a 42-0 game at the half.

"They are probably better than advertised," Osakis head coach Bill Infanger said. "So much speed and strength at every position for this class of football. It's tough to match up against play after play. Sooner or later, they get a guy in the open."

Osakis' only touchdown came from Hunter Johnson after halftime. He punctuated a 12-play drive that ate up most of the third quarter with a 30-yard touchdown run.

The Trojans were able to put up 452 yards of total offense. Most of that came on the ground as they ran for 349 yards, led by Austin Martz and Stuart Brandt, who finished with 143 and 116 yards, respectively. Those two combined for four touchdowns to lead their team to the win.

Osakis doesn't have time to dwell on the loss. The Silverstreaks will be on the road against another good team, this time in Browerville as they wrap up the regular season tonight, Wednesday. The Tigers have won five straight after dropping their first two games of the season. They will kick things off at 7 p.m. in Browerville.

Injuries have also made things difficult for Osakis coming down the stretch. Infanger said the team was down four starters against Barnesville, who they played a couple weeks ago. They will try to overcome that as they try to find a way to wrap up the regular season with a strong game against the Tigers.

"We need to quickly forget this one and get ready in a short week for Browerville, who as always is playing well," Infanger said.

Tags: sports, osakis

More from around the web

- Top 10 NFL Undrafted Free Agents (ThePostGame)
- The Worst Head Coach in Every NFL Team's History (BleacherReport)
- The 12 Dumbest Athlete Arrests (Maxim)
- 10 of the richest NFL players (Bankrate)
- Photos: Lilit Avagyan, Reggie Bush's Girlfriend and Baby Momma (Zimbio)
- College Football: The Worst Coach in the History of Every BCS Program (Bleacher Report)
- Five Things We Learned From NFL Week 6 (Maxim)
- At 24, Asher Allen Retires From NFL (Atlanta Blackstar)
- These Football Players Are Insane for Having These 7 NFL Tattoos (MadeMan)
- Reggie Bush Is Having a Baby with Dancer Lilit Avagyan (Zimbio)

[?]

MINNESOTA MOTOR COMPANY AN AMERICAN REVOLUTION

FERGUS FALLS, MINNESOTA • 218-739-3331 • www.mnmotorco.com

BUICK its all good

MNSONET

MinnesotaSportsOnline Network: Report a Score | Game/Coach/News Login | Tournament Brackets
[CraigOlsonSports](#) | [LakesAreaSports](#) | [MN-Scores](#) | [PheasantCountry](#) | [SportsCow](#) | [Vikingland](#)

WATCH
 Craig Olson Sports
 LIVE Monday's @ 6:30



Network Design
 Computer Sales
 Computer Repair

M|State
 Discover Your Future

Minn-Dakota Coaches

1116 North Tower Road • Fergus Falls, MN 56537 • 800-726-3588 • 218-739-3393

On COS | Scores & Schedules | Boosters | Schools | Amateur Baseball | Legion | VFW | Hockey | Babe Ruth | JO Softball | Soccer

Tuesday, October 16, 2012
 Football

Austin Martz (Barnesville Football)

By Craig Olson - Barnesville, MN

Barnesville senior running back **Austin Martz** is the Olson Oil Company Athlete of the Week.

Martz ran for 143 yards and a pair of touchdowns as the Torjans remained unbeaten with a 48-6 win over Osakis on Friday night. Martz scored on runs of 59 and 60 yards.

"Last week he ran for 160 yards and scored three TD's and the week before he was over 100 yards with a couple more scores," noted Head Coach **Bryan Strand** of the Trojans. "He is also our leader in defense. Austin is a four year starter and this will be his fifth year lettering for us."

Are you ready to
GET THE EDGE?

SITE TOOLS

- Print this Story
- Email this Story

COSPORTS FEATURE

- Athlete of the Week

RELATED NEWS

- Sydney Kuehl (Fergus Falls Girls Hockey)
- Abby Fisher (Fergus Falls Girls Swimming)
- Carly Masloski (Underwood Volleyball)

RELATED SCHOOLS/TEAMS

- Barnesville School
- Barnesville Football

ADVERTISEMENT

Proof
 that your
 parents
 were actually
cool
 once.

Chevy has long
 been America's
 original
American Idol!
 Come take a
 test drive and let
 us put you in your
 first Chevy!

pebble lake road
 fergus falls
 218-739-3331
www.mnmotorco.com

**MINNESOTA
 MOTOR COMPANY**

Offensive Stats vs. Osakis

RUSHING	Attempts	Yards	Average per rush	fumbles	Touchdowns	GAME STATS		
Austin Martz	4	143	35.8		2	First Downs	7	6
Michael Strand	5	37	7.4			Rushing	6	5
Stuart Brandt	4	116	29.0		2	Passing	2	
Kyler Martz	1	9	9.0		1	Penalty	1	1
Nick Randklev						Rushing Yards	349	136
Rylee Anderson	5	31	6.2			Passing Yards	103	0
Jace Nosal	2	3	1.5			Total Offense	452	136
Wendell Rogers	2	18	9.0			Turnovers	0	1
Ethan Ishaug	1	-6	-6.0			Penalties		
Graham Sauve						Number	8	2
Aaron Nelson						Yards penalized	55	15
Connor Meyer								
Colby Mahar								
Jared Affield	2	-2	-1.0					
Logan Lewis								
Brandon Haugrud								
Isaac Goedtke								
Jimmy Kletsch								
Isaac Dent								

Total yards	26	349	13.4	0	5
-------------	----	-----	------	---	---

Scoring	Touchdown	2pt Conv.	Xtra-pt	Field Goal	Safety	Total Points
Michael Strand	1		6			12
Austin Martz	2					12
Stuart Brandt	2					12
Isaac Goedtke						0
Kyler Martz	2					12
Graham Sauve						0
Jace Nosal						0
Colby Mahar						0
Ethan Ishaug						0
Rylee Anderson						0
Defense						0
Tracy Jerald						0
Alec Wheelright						0
						48

PASSING	Attempts	Completions	Yards	Average Per Pass	Touchdowns	Interceptions	Passing %
Kyler Martz	5	4	103	25.8	1		80.0%
Isaac Goedtke							
Michael Strand							

RECEIVING	Receptions	Yards	Avg. Per Catch	Touchdowns
Isaac Goedtke	1	7	7.0	
Austin Martz	1	22	22.0	
Brian Butenhoff				
Michael Strand	1	42	42.0	1
Matt Holland				
Ethan Ishaug				
Jace Nosal				
Stuart Brandt	1	42	42.0	
Tracy Jerald				

KICKING	Type of Kick	Attempts	Yards	Avg. Per Kick	Xtr PT/FG	XTR Point		FG	
Alex Settelmeyer	KO				Alec Wheelright	Attempts	Made	ATT	Made
Michael Strand	Punt				Michael Strand	7	6	1	0
Willie Anderson	KO	7	295	42.1					
Austin Martz	KO								
Louis Brown	KO								
Austin Martz	Punt								
Connor Meyer	Punt								

RETURNS	Punt Returns Yardage	KO Returns Yardage	# Punt Returns	# KO Returns	Total Return Yards	Touchdowns
Michael Strand	32		3		32	
Austin Martz		21		1	21	
Connor Meyer						
Kyle Johnson						
Stuart Brandt		27		1	27	
Tracy Jerald						

© 2004 Blackwell Publishing Ltd, *Journal of Internal Medicine* 255: 105–112

Trojans Finish Undefeated - Meet Bagley Here Tuesday at 6:00 p.m....

Barnesville Throttles New York Mills At Fargodome

By: Tracy Hinsz

The Barnesville Trojans were scheduled to travel to New York Mills to take on the Eagles in Prairie Conference football action on Thursday, October 18. The game however, was slated to be played at the Fargo Dome as part of a High School football extravaganza. Whether the game is played inside or out, the Trojans just keep on rolling.

The second possession of the game saw Barnesville score the game's first touchdown on a 19 yard pass play from quarterback, Kyler Martz, to running back, Michael Strand. The extra point was not good and the score was 6-0.

Barnesville's defense would come up with a huge play on their next series as defensive end Seth Martinson read an Eagle screen pass and intercepted the ball at midfield.

Three plays later, facing a fourth and one at the 41 yard line, Barnesville ran a reverse to running back, Stuart Brandt. Brandt made a nice cut to find the open hole and he was off to the races scoring the Trojans second touchdown. The two-point conversion to Michael Strand was good and the Trojans increased their lead to 14-0 which is how the first quarter would end.

Barnesville would get the ball back and need another fourth down play to earn a first down, before Kyler Martz would find his brother Austin Martz for a 22 yard touchdown pass. The extra point was not good and the lead was now 20-0 Barnesville.

The Trojan defense would force their third turnover of the ball game as cornerback, Michael Strand, intercepted an Eagle pass at the 12 yard line.

Strand would be the recipient of the next Trojan touchdown as Kyler Martz found him on a pass in the flats. With the help of a great block from Isaac Goedtke, he raced down the Trojan sideline for a 54 yard touchdown. His extra point was good and the lead was now 27-0.

Barnesville's next touchdown drive started off with a 30 yard completion from Martz to Strand that moved the ball to the Eagle 30 yard line. A few plays later Kyler Martz found tight end Tracy Jerald for a 24 yard touchdown pass to give Barnesville a 33-0 lead that would stay that way going into halftime.

After the Trojans forced New York Mills to punt the ball to open the second half, Barnesville started their offense with great field position at the 42 yard line of the Eagles.

First down saw Michael Strand get the call on a dive play, in which Josh Smith, Ben Randklev, Stuart Brandt and Brian Butenhoff sealed a huge hole and Strand did the rest. He did not stop until he hit the end zone for a 42 yard touchdown run. His extra point was blocked but the Trojans were leading comfortably by the score of 39-0.

Barnesville's Austin Martz would get his second touchdown of the game on their next offensive possession as he took a pitch and scooted 20 yards for the score. The point after attempt was wide left and the score was now 45-0 Trojans.

After the Trojan defense forced another punt attempt, Barnesville's Jace Nosal blocked the kick with Kyler Martz nabbing the ball out of the air and he was off to the end zone. Martz would score the touchdown on an 18 yard blocked punt return. Strand's extra point was good and the Trojans had a huge 52-0 lead with the third quarter coming to a close.

With the substitutes in the game, New York Mills mounted their first serious scoring drive of the afternoon and put the ball into the end zone. The extra point was good and the score was 52-7 Barnesville which is how the game would end.

"I felt New York Mills had a very good football team on film and I still feel this way after the game," mentioned Head Coach Bryan Strand. "They have good size and

a couple of nice running backs and were able to move the ball on us in the first half. Their defense stopped us on the first drive of the game and forced us to punt. That has not happened to us this year."

Strand continued, "As for our team, I thought our running backs had another great game. We had an injury to our tackle Dain Biewer and needed to insert Jonah Kletsch back into the lineup after being out for over a month with a concussion. With Jonah back we moved Josh Smith out to tackle and they did a great job, as did Kyle Johnson, Garrett Nelson and Ben Randklev. Their ability to open holes allows our backs to get through quickly and find a seam. This usually results in big plays.

"Kyler Martz had an outstanding day passing the football as he finished 6-8 for 159 yards with four touchdowns. Defensively, we had outstanding games from Jace Nosal (10 tackles, five solo, five assisted), Austin Martz (seven tackles, four solo, three assisted, one fumble recovery), Seth Martinson (one interception) and Michael Strand (one interception)."

The win moves Barnesville's season record to 8-0 on the season and 5-0 in the Prairie North Conference. They won the Conference Championship last week against Osakis for the second straight year.

Next up for the Trojans is the Class 2A, Section 8 Playoffs. Barnesville solidified the number two seed and will host number seven seeded Bagley on Tuesday, October 23 at 6:00 p.m.

Box Score					
	1	2	3	4	
NY Mills	0	0	0	7	7
Barnesville	14	19	19	0	52

B-Strand 19 yd pass from K. Martz (kick failed)

B-Brandt 41 yd run (Strand run)

B-A. Martz 22 yd pass from K. Martz (kick failed)

B-Strand 54 yd pass from K. Martz (Strand kick)

B-Jerald 24 yd pass from K. Martz (kick failed)

B- Strand 42 yd run (kick failed)

B- A. Martz 20 yd run (kick failed)

B-K. Martz 18 yd blocked punt return (Strand kick)

NYM-Kraft 1 yd run (Kraft kick)

Individual Statistics

Rushing:

NYM, Patron 11-29, Peeters 6-(-9), Novak 9-26, Ericksrud 2-2, Wegscheid 6-50, Turnberg 1-1, Frost 5-18, Kraft 2-4.

Barn. Brandt 6-66, Strand 10-83, K. Martz 3-30, A. Martz 7-60, Nosal 1-2, Mahar 2-10, Affield, 2-4, Ishaug 1-0, Rogers 1-(-3).

Passing:


NYM, Peeters 2-9-2=8, Kraft 2-3-0=34

Barn. K. Martz 6-8-0=159

Receiving:

NYM, Ericksrud 1-4, Pesola 1-4, Hendrickx 1-5, Pettow 1-29


Barn. Strand 3-105, A. Martz 1-22, Jerald 1-24, Goedtke 1-8



Austin Martz uses a stiff-arm to hold a New York Mills defender at bay as he crosses the goal line for another six points.



Quarterback Kyler Martz gets a big block from Dain Biewer to spring him loose for a big gain.



Ben Randklev, Rylee Anderson, Jonah Kletsch, Colby Mahar, Ethan Ishaug, Ryne Kisch and the rest of the offensive line opened big hole in the New York Mills defense. It was the regular season football finale at the FargoDome last Thursday.

SportsCow.com

Friday, October 19, 2012
Football

Eagles Lose To Barnesville At The FargoDome

By Kyle Gylsen/Matt Radniecki
Fargo

New York Mills was one of a dozen teams that wrapped up its regular season one day later than most.

The Eagles and Barnesville met up in one of five games played at the FargoDome on Thursday. The Trojans, ranked third in Class AA, scored early and often on their way to a 52-7 victory.

"Wow! Barnesville is the 'real deal' as a football team," said New York Mills head coach **Matt Radniecki**. "We played hard at first, but then when things didn't go our way, we seemed to slow down and against a team of this quality you can't do that. Their team speed is real and they get off the line of scrimmage and block. Our players got tired and the dome really wore them out."

The Eagles held Barnesville to a three-and-out on their first offensive series. But the Trojans got the ball back four plays later on an Eagles' fumble and took advantage, scoring on a 19-yard pass from quarterback **Kyler Martz** to junior running back **Michael Strand**.

It was the start of an unfortunate trend for the Eagles.

On offense, we had five turnovers and we haven't had turnovers the past three weeks," Radniecki explained. "Barnesville used every turnover and scored after it. We have to protect the ball and have ball security if we are going to win."

The Trojans made the score 14-0 on a 41-yard run by **Stuart Brandt** and conversion run by Strand.

Martz threw touchdown passes of 22, 54 and 24 yards in the second quarter to give Barnesville a 33-0 lead at the half.

The third quarter saw the Trojans score on runs of 42 and 20 yards, before blocking a punt and returning it for a touchdown to make the score 52-0.

New York Mills got its only touchdown on a one-yard run by quarterback **Dan Kraft**. **Damon Tumberg** kicked the extra-point to make the final 52-7.

"We were able to run at first against them, but their speed was just too much for us," Radniecki stated.

"On defense, we had the game plan to make them throw and they did, completing 7-of-9 for five touchdowns. They hit their open receivers and their big-play playmakers were at their best against us. Michael Strand is a complete back and has power and speed."

Martz finished with 130 yards passing, with four touchdowns. He also rushed for 30 yards and returned the blocked punt 18 yards for the score. The Eagles held Strand to 83 yards rushing on 10 carries, but Strand gained 105 yards on three receptions.

AJ Wegseheid led New York Mills with 50 yards on six rushes. **Tyler Patron** had 11 carries for 29 yards, while **Shane Novak** ran nine times for 26 yards. **Charlie Peeters** was 2-of-9 for 28 yards and two interceptions. Kraft was 2-of-3 for 34 yards. **Taylor Ericksrud**, **Noah Pesola**, **Ted Hendrickx** and **Chance Pettow** had one reception apiece.

Barnesville (8-0) had 418 yards in total offense. The Trojans gained 221 yards rushing and passed for 197. The Eagles finished with 115 yards on the ground and 46 through the air for 161 total yards.

"The team enjoyed playing in the dome, but now we must shift gears and get ready for a playoff game versus Browerville on Tuesday," added Radniecki. "We look forward to the challenge and feel that we are ready to get an upset."

The Eagles played the Tigers tough in Browerville in Week 7 before losing 22-13.

LINE SCORE:

	1	2	3	4	F
Barnesville	14	19	19	0	52
New York Mills	0	0	0	7	7

SCORING SUMMARY:

FIRST QUARTER

B- Michael Strand 19 pass from Kyler Martz (kick failed)

B- Stuart Brandt 41 run (Strand run)

SECOND QUARTER

B- Austin Martz 22 pass from Kyler Martz (kick failed)

B- Strand 54 pass from Kyler Martz (Strand kick)

B- Tracy Jerald 24 pass from Kyler Martz (kick failed)

THIRD QUARTER

B- Strand 42 run (kick failed)

B- Austin Martz 20 run (kick failed)

B- Kyler Martz 18 blocked punt return (Strand kick)

FOURTH QUARTER

NYM- Dan Kraft 1 run (Damon Tumberg kick)



Published October 18, 2012, 06:22 PM

Advice pays dividends in Barnesville's victory

FARGO – Entering Thursday's regular-season finale at the Fargodome, Barnesville's Kyler Martz got some quarterback tips from a pretty good source familiar with having big games at the Dome.

By: Tom Mix, INFORUM

FARGO – Entering Thursday's regular-season finale at the Fargodome, Barnesville's Kyler Martz got some quarterback tips from a pretty good source familiar with having big games at the Dome.

Martz worked with former North Dakota State quarterback Steve Walker earlier in the week, and the 6-foot-2 junior put the advice to good use, helping Minnesota Class 2A, No. 3-ranked Barnesville to a 52-7 nonconference football win over New York Mills.

"Steve came out on Monday this week and worked with me about making sure I follow through on every throw and keep my head up," Martz said. "He did a great job of helping me and I think my game has improved a lot."

Martz was 6 of 8 passing for 159 yards and four touchdowns.

"Steve has been doing that for us the last four or five years," Barnesville head coach Bryan Strand said. "We can tell Kyler the same things, but when you hear it from a Bison quarterback it means a little more."

"Kyler has been working hard at it and comes in before school and works on his technique. He had a nice game."

The passing attack was a deviation of sorts from Barnesville's usual offensive game-plan, which is to run the ball ... a lot.

New York Mills held the Trojans (8-0) to a three-and-out on their first offensive series. All three plays were runs.

Barnesville got the ball back four plays later on an Eagles fumble and started its second drive in New York Mills territory.

During its second drive Barnesville netted a first down and proceeded to open up its offense when Martz connected with junior running back Michael Strand for a 19-yard touchdown pass.

Strand caught three passes from Martz for 105 yards and two touchdowns.

"We wanted to run the ball, but New York Mills did a great job of stopping us," Michael Strand said. "They loaded the box so we had to pass. Tyler threw some great balls."

Martz also connected with his older brother Austin Martz for a 22-yard touchdown pass and hooked up with senior tight end Tracy Jerald for a 24-yard TD strike.

"When I dropped back to pass, our line gave me a lot of time to check down all our routes," Martz said. "I just found the open man."

Playing in the Fargodome made passing an easier option, but Bryan Strand believes it will be a strength for the Trojans entering the section playoffs.

"We usually run the ball a lot, but we wanted to come out and show people we can pass," Bryan Strand said. "We can throw as well as we can run, and we proved it."

Barnesville's defense kept New York Mills off balance on offense. The Eagles (2-6) didn't reach the red zone until late in the fourth quarter.

Backup quarterback Dan Kraft scored New York Mills' lone touchdown on a 1-yard run.

Next up for the Trojans is the Class 2A, Section 8 playoffs. No. 2-seeded Barnesville hosts No. 7-seeded Bagley at 6 p.m. Tuesday.

"Our section is loaded," Bryan Strand said. "I don't think there is an easy game. Even the first-round matchup with Bagley, I think I have seen enough things on tape of them that says they are not a bad team."

Last season, Barnesville entered the section playoffs undefeated, but lost 21-20 to Warroad in the semifinals at home.

It was a loss Michael Strand hasn't forgotten.

"That was a heartbreaking loss," Michael Strand said. "That was the last game I played with my brother (Robbie). I have used that game as motivation this year."

Martz said he is anticipating a lot of tough matchups.

"We got to make sure we have a run-pass game plan coming in so we throw teams off guard," Martz said. "Hopefully that will push us forward through the playoffs and send us to state."

NYM 0 0 0 7-7

B 14 19 19 0-52

B-Strand 19 pass from K. Martz (kick failed)

B–Brandt 41 run (Strand run)

B–A. Martz 22 pass from K. Martz (kick failed)

B–Strand 54 pass from K. Martz (Strand kick)

B–Jerald 24 pass from K. Martz (kick failed)

B–Strand 42 run (kick failed)

B–A. Martz 20 run (kick failed)

B–K. Martz 18 blocked punt return (Strand kick)

NYM–Kraft 1 run (Kraft kick)

INDIVIDUAL STATISTICS

RUSHING: NYM, Patron 11-29, Peeters 6-(-9), Novak 9-26, Ericksrud 2-2, Wegscheid 6-50, Tumberg 1-1, Frost 5-18, Kraft 2-4. B, Brandt 6-66, Strand 10-83, K. Martz 3-30, A. Martz 7-60, Nosal 1-2, Mahar 2-10, Affield 2-4, Ishaug 1-0, Rogers 1-(-3).

PASSING: NYM, Peeters 2-9-2-8, Kraft 2-3-0-34. B, K. Martz 6-8-0-159.

RECEIVING: NYM, Ericksrud 1-4, Pesola 1-4, Hendrickx 1-5, Pettow 1-29. B, Strand 3-105, A. Martz 1-22, Jerald 1-24, Goedtke 1-8.

Readers can reach Forum reporter Tom Mix at (701) 241-5562

Tags: high school sports, sports, updates, barnesville, football

More from around the web

- Confessions of a Car Salesman (Edmunds)
- Stunning Pictures Of Christina Aguilera Embracing Her Natural Curves (StyleBistro)
- The 50 Coolest Jerseys You Didn't Know Existed (Bleacher Report)
- Breaking Bad (Habits): The top 7 guilty pleasures you need to quit. (Lifescript.com)
- 5 NFL Teams That Should Just Move Already (ThePostGame)
- Where Does The Car Dealer Make Money (Edmunds)
- Eat to Beat Knee Osteoarthritis and Other Aching Joints (Lifescript.com)
- Natalie Portman Shows Cleavage at UT Game & the Web Comes Unhinged (PHOTO) (CafeMom)
- What Disorder Do J.K. Rowling, Mark Twain, and Van Gogh Have in Common? (Health Guru)
- Diagnosis: Scam—Inside E Street (AARP)

[?]

Offensive Stats vs. New York Mills

RUSHING	Attempts	Yards	Average per rush	fumbles	Touchdowns		GAME STATS	Trojans	Opponent
Austin Martz	7	59	8.4		1		First Downs	9	11
Michael Strand	9	83	9.2		1		Rushing	8	9
Stuart Brandt	6	66	11.0		1		Passing	1	1
Kyler Martz	3	29	9.7				Penalty		1
Nick Randklev							Rushing Yards	251	98
Rylee Anderson							Passing Yards	145	41
Jace Nosal	1	2	2.0				Total Offense	396	139
Wendell Rogers	1	-3	-3.0				Turnovers	1	4
Ethan Ishaug	1	0	0.0				Penalties		
Graham Sauve							Number	4	3
Aaron Nelson							Yards penalized	40	15
Connor Meyer									
Colby Mahar	2	11	5.5						
Jared Affield	2	4	2.0						
Logan Lewis				1					
Brandon Haugrud									
Isaac Goedtke									
Jimmy Kletsch									
Isaac Dent									

Total yards 32 251 7.8 1 3

Scoring	Touchdown	2pt Conv.	Xtra-pt	Field Goal	Safety	Total Points
Michael Strand	4	1	2			28
Austin Martz	2					12
Stuart Brandt						0
Isaac Goedtke						0
Kyler Martz	1					6
Graham Sauve						0
Jace Nosal						0
Colby Mahar						0
Ethan Ishaug						0
Rylee Anderson						0
Defense						0
Tracy Jerald	1					6
Alec Wheelright						0
						52

PASSING	Attempts	Completions	Yards	Average Per Pass	Touchdowns	Interceptions	Passing %
Kyler Martz	8	6	145	24.2	4	0	75.0%
Isaac Goedtke							
Michael Strand							

RECEIVING	Receptions	Yards	Avg. Per Catch	Touchdowns
Isaac Goedtke	1	8	8.0	
Austin Martz	1	22	22.0	1
Brian Butenhoff				
Michael Strand	3	101	33.7	3
Matt Holland				
Ethan Ishaug				
Jace Nosal				
Stuart Brandt				
Tracy Jerald	1	24	24.0	1

KICKING	Type of Kick	Attempts	Yards	Avg. Per Kick	Xtr PT/FG	XTR Point		FG	
Alex Settelmeyer	KO	5	214	42.8	Alec Wheelright	Attempts	Made	ATT	Made
Michael Strand	Punt				Michael Strand	7	2		
Willie Anderson	KO	4	148	37.0					
Austin Martz	KO								
Louis Brown	KO								
Austin Martz	Punt	1	26	26.0					
Connor Meyer	Punt								

RETURNS	Punt Returns Yardage	KO Returns Yardage	# Punt Returns	# KO Returns	Total Return Yards	Touchdowns
Michael Strand	21	8	2	1	29	
Austin Martz						
Connor Meyer						
Kyle Johnson						
Stuart Brandt						
Tracy Jerald						

VS New York Mills

[illegible]

Michael Strand Runs Wild In Win Over Bagley

By: Tracy Hinsz

Barnesville's running back, Michael Strand had a game for the ages and he only played one half of football. Strand ran for 191 yards on 10 carries while scoring three touchdowns in helping his Trojans defeat Bagley by the score of 57-8 in first round playoff action.

It took Barnesville's offense only two plays to score their first touchdown of the game, but it was the defense who set them up with great field position.

The third play from scrimmage saw linebacker, Ethan Ishaug force a fumble that safety Kyler Martz recovered on the 12 yard line.

After Austin Martz gained 10 yards on first down, Strand took the next carry into the end zone. His extra point was also good and Barnesville had a quick 7-0 lead.

The rest of the first quarter saw both teams move the ball offensively, but were not able to put any points on the board.

The first offensive possession of the second quarter for Barnesville saw Strand take a pitch and break a few tackles on his way to the end zone for a 66 yard touchdown run. His extra point was good and the score was now 14-0 Trojans.

After a Strand interception on the next defensive possession, running back Stuart Brandt took a reverse play 33 yards for another Trojan touchdown. The extra point was good and the score was now 21-0 Barnesville.

The next possession saw running back, Austin Martz catch a one yard touchdown pass from Kyler Martz for another Trojan score. Strand converted the two-point conversion for a 29-0 lead.

After the Trojan defense forced another punt, Austin Martz came flying in off the right edge and blocked the kick with Kyler Martz recovering the ball and taking it into the end zone for a touchdown. Strand's extra point was good and the Trojans had a 36-0 lead.

Strand would add another touchdown from 35 yards out on a

nifty run right before the half. His extra point made the score 43-0 at halftime.

The Trojans opened up the second half and marched the ball down the field. Fullback, Jace Nosal scored on a pitch play from five yards out to give the Trojans another score. Strand added the extra point and the score was now 50-0. That was to be the only scoring of the third quarter as the rain started to fall.

The fourth quarter saw safety, Tracy Jerald intercept a Bagley pass and weave his way through traffic all the way to the end zone for a 66 yard touchdown. The extra point by Strand was good once again and the lead now stood at 57-0.

The Flyers would finally get on the scoreboard as they took a pitch and rumbled 43 yards for their only touchdown of the game. Their two-point conversion was good and the score was 57-8 which would be the final score of the game.

"I felt we played a great football game tonight," stated Head Coach Bryan Strand. "We executed very well on both sides of the ball in the first half, as well as, special teams. Our offensive line blocked great all night long and our backs hit the holes hard. Michael Strand had a great first half on offense while adding an interception on defense and going seven for seven on extra points. Overall we rushed for 425 yards on 40 carries. That is outstanding. Rylee Anderson also had a very nice game with 67 yards on six carries.

Defensively, Jace Nosal and Austin Martz had great games. Austin is like another coach on the field. He has a great mind for the game and can make adjustments on the fly."

Overall statistics show the Trojans had a whopping 449 to 144 advantage in total yards. 425 of those yards came on the ground with 24 yards through the air, while the team earned 17 first downs compared to seven for the Flyers.

On the defensive side of the ball, Barnesville was led by Alec Wheelright (four tackles, three

tackles for loss, two sacks and one tackle on a kick); Austin Martz (seven tackles, one tackle for loss, two tipped passes, one blocked kick, two tackles on kicks); Stuart Brandt (four tackles, one tipped pass, two tackles on kicks); Jace Nosal (five tackles, one tackle on a kick); Seth Martinson (four tackles, one tackle for loss); Willie Anderson (five tackles, one tackle for loss); Hunter Olson (three tackles, one tackle for loss, one sack) and Michael Strand (three tackles, one interception).

The Trojans improved their record to 9-0 on the season for the right to take on number three seeded Pelican Rapids on Saturday.

Box Score

	1	2	3	4	
Barnesville	7	36	7	7	57
Bagley	0	0	0	8	8

BV - Strand 2 yd run (Strand kick)

BV - Strand 66 yd run (Strand kick)

BV - Brandt 39 yd run (Strand kick)

BV - A. Martz 1 yd pass from K. Martz (Strand run)

BV - K. Martz 20 yd blocked punt return (Strand kick)

BV - Strand 35 yd run (Strand kick)

BV - Nosal 5 yd run (Strand kick)

BV - Jerald 66 yd interception return (Strand kick)

Ba - K. Levine 43 yd run (Pass good)

Individual Statistics

Rushing:

Bagley NA

Barn. Brandt 2-42, Strand 10-191, K. Martz 3- (-3), A. Martz 6-50, Nosal 5-29, Randklev 2-18, R. Anderson 6-67, Rogers 1-7, Mahar 2-6, Lewis 1-3, Ji. Kletsch 2-15.

Passing:


Bagley NA

Barn. K. Martz 2-3-0=24


Receiving:

Bagley NA


Barn. Strand 1-23, A. Martz 1-1



Jace Nosal puts the finishing touches on a tackle.



Ben Randklev clears a path for Michael Strand but the Flyers were closing in for the tackle. It was one of the few times all evening that Bagley could control Strand.



Stuart Brandt denies the Bagley receiver access to the football in a good defensive maneuver in tournament action.



Willie Anderson gets his foot into a kickoff against Bagley in the opening round of tournament play in Barnesville on Tuesday, October 23.

Offensive Stats vs. Bagley-Section Quarterfinals

						GAME STATS			
RUSHING	Attempts	Yards	Average per rush	fumbles	Touchdowns		Trojans	Opponent	
Austin Martz	6	50	8.3				First Downs	17	7
Michael Strand	10	191	19.1		3		Rushing	16	3
Stuart Brandt	2	42	21.0		1		Passing	1	3
Kyler Martz	3	-3	-1.0				Penalty		1
Nick Randklev	2	18	9.0				Rushing Yards	425	71
Rylee Anderson	6	67	11.2				Passing Yards	24	73
Jace Nosal	5	29	5.8		1		Total Offense	449	144
Wendell Rogers	1	7	7.0				Turnovers	0	3
Ethan Ishaug							Penalties		
Graham Sauve							Number	5	4
Aaron Nelson							Yards penalized	45	25
Connor Meyer									
Colby Mahar	2	6	3.0						
Jared Affield									
Logan Lewis	1	3							
Brandon Haugrud									
Isaac Goedtke									
Jimmy Kletsch	2	15							
Isaac Dent									
Total yards	40	425	10.6	0	5				
Scoring	Touchdown	2pt Conv.	Xtra-pt	Field Goal	Safety	Total Points			
Michael Strand	3	1	7			27			
Austin Martz	1					6			
Stuart Brandt	1					6			
Isaac Goedtke						0			
Kyler Martz	1					6			
Graham Sauve						0			
Jace Nosal	1					6			
Colby Mahar						0			
Ethan Ishaug						0			
Rylee Anderson						0			
Defense						0			
Tracy Jerald	1					6			
Alec Wheelright						0			
						57			
PASSING	Attempts	Completions	Yards	Average Per Pass	Touchdowns	Interceptions	Passing %		
Kyler Martz	3	2	24	12.0	1		66.7%		
Isaac Goedtke									
Michael Strand									
RECEIVING	Receptions	Yards	Avg. Per Catch	Touchdowns					
Isaac Goedtke				1					
Austin Martz	1	1	1.0						
Brian Butenhoff									
Michael Strand	1	23	23.0						
Matt Holland									
Ethan Ishaug									
Jace Nosal									
Stuart Brandt									
Tracy Jerald									
KICKING	Type of Kick	Attempts	Yards	Avg. Per Kick	Xtr PT/FG	XTR Point		FG	
Alex Settelmeyer	KO	1	44	44.0	Alec Wheelright	Attempts	Made	ATT	Made
Michael Strand	Punt				Michael Strand	7	7		
Willie Anderson	KO	8	347	43.4					
Austin Martz	KO								
Louis Brown	KO								
Austin Martz	Punt	1	26	26.0					
Connor Meyer	Punt								
RETURNS	Punt Returns Yardage	KO Returns Yardage	# Punt Returns	# KO Returns	Total Return Yards	Touchdowns			
Michael Strand	24		1		24				
Austin Martz		22		1	22				
Connor Meyer									
Kyle Johnson									
Stuart Brandt									
Tracy Jerald									
Nick Randklev		10		1					

VS Bagley Section Qtr Finals

[illegible]

Barnesville Defeats Pelican With Late Touchdown

By: Tracy Hinsz

The Barnesville Trojans were staring eerily at a scoreboard that read 21-20 with the opponents leading late in the game in the second round of the football playoffs for the second straight year.

One year ago on this same field, the heavily favored Trojans lost to Warroad 21-20 to end their season earlier than expected.

After jumping out to a quick 14-0 lead, Barnesville found themselves in a dog fight of a game. Once again, the Trojans saw the scoreboard read 21-20 in the fourth quarter with the team's season on the line. This time, the Trojans would not be denied the opportunity to play the Hawley Nuggets in the Fargodome for the Sub-Section Championship.

Barnesville drove 53 yards in nine plays, capped off by a Michael Strand seven yard touchdown run that was followed by a Stuart Brandt two-point conversion run, to give the Trojans the lead back with five minutes and 55 seconds to go in the game.

The defense would stop the Vikings to secure a hard fought 28-21 victory and a berth into the Sub-Section Championship game.

Barnesville was hoping for a quick start in this game and they got just that. The Trojans took the opening drive 57 yards with Austin Martz rumbling the last 40 yards for a rushing touchdown. The extra point was not good and the Trojans had a quick 6-0 lead.

The ensuing kickoff produced the game's first turnover as the Trojan's Jace Nosal hit the returner causing a fumble that was recovered by Stuart Brandt at the 25 yard line of the Vikings.

The Trojans used seven plays before scoring on a seven yard touchdown run by Michael Strand. Strand also converted the two-point conversion run to make the score 14-0 Barnesville with six minutes and 55 seconds remaining in the first quarter.

Pelican Rapids would turn things around in the second quarter starting

with a blocked punt. They would start with the ball on the 41 yard line of Barnesville and would score their first touchdown on a two yard run by quarterback, Devin Schell. The extra point was good and the score was now 14-7 Barnesville.

Barnesville would drive the length of the field before disaster would strike. With the ball on the five yard line, Michael Strand would lose the football after a big hit, with Tucker Forsgren recovering at the five yard line and returning it to the 17 yard line.

Schell would take the first carry around the right edge and sprint all the way to the Trojan 42 yard line giving Pelican Rapids new life. A few plays later, Schell found receiver Travis Haugen open in the end zone for a six yard touchdown pass with 14 seconds to go in the half. The extra point was good and the game was now tied at 14 going into halftime.

The Trojan defense would be forced to start the second half and they came out firing quickly forcing a punt. The snap on the punt floated forcing the punter to try to run with the ball knowing the kick would have been blocked. He was gang tackled on the Viking 24 yard line setting the offense up in great field position.

Barnesville proceeded to move the ball to the one yard line where Strand bulled into the end zone for a touchdown. His extra point was blocked but the Trojans had regained the lead at 20-14.

Pelican Rapids then put together an 18 play drive of their own that took them the length of the field. Carlos Gutierrez took a pitch play and scampered in from the 10 yard line for a Vikings touchdown. The extra point was good giving Pelican Rapids a 21-20 lead with 2:29 remaining in the third quarter.

The next possession saw the Trojans begin with the ball on their 34 yard line. Austin Martz took a pitch play and found an opening. He raced 30 yards before being hit by a Viking defender and seeing the ball

pop loose into the air.

However, Michael Strand was trailing the play and happened to be in the right place at the right time. The ball caromed right to Strand who carried it down to the 20 yard line.

With momentum clearly back on the Trojan's side, a false start penalty and a run play that lost six yards stopped it quickly.

Kyler Martz rolled out to pass on third down and decided to run instead before being stopped at the 20 yard line. Facing a 4th and 10 play, the Trojans tried to run a reverse that saw the running back lose the football only to get it back while being tackled to end the drive and preserving the one point lead for the Vikings.

But, the Barnesville defense would step up and force a punt after three plays to get the ball back to the offense at the 47 yard line of the Trojans.

With that all too familiar 21-20 score staring at everyone in attendance, the Trojans began the drive that would win the game and save their season.

The offense quickly got into Viking territory before a slew of penalties and fumbles moved the team back to their 45 yard line.

Facing a second down and 26 yards to go, Stuart Brandt hit a hole gaining 15 yards back. Third down saw Austin Martz hit a hole up the middle while gaining eight yards.

Now Barnesville was faced with a fourth and three play with their season on the line. Quarterback Kyler Martz rolled to his right and juke a defender before getting the needed yardage to keep the drive alive.

After a three yard run by Brandt on first down, Strand took a quick hitter up the middle rumbling 11 yards for a first down. A late hit penalty on the Vikings moved the ball to the seven yard line where Strand would score on the next play.

With the Trojans back in the lead, Pelican Rapids tried to strike quickly with a long pass play to

Ryan Bruggeman. The pass was completed but Bruggeman could not hold onto the ball and fumbled with Barnesville's Austin Martz recovering the ball on the 35 yard line.

Barnesville was able to run some valuable time off the clock as the offense gained two first downs. However, the Vikings did force a punt and the Trojans were lucky disaster did not strike.

The snap was low and bounced around before punter Austin Martz was able to get control of the ball. He ran to his right and was about to be tackled when he threw the ball underhand for an incomplete pass. The Vikings would get one more chance to win the game with the ball on their 36 yard line.

The first two pass plays were knocked down by the Martz brothers before defensive end Kyle Johnson came up with a quarterback sack on third down. The fourth down pass was also incomplete and the Trojans would live to play another day with a dramatic 28-21 victory.

"This was a fantastic high school playoff game," stated Head Coach Bryan Strand. "The weather was perfect, both crowds were loud and the atmosphere was electric. I thought or kids really came out ready to play football from the opening kickoff. We jumped out to a quick lead, but give the Vikings credit. They came roaring back.

They have a great coaching staff and a great team. Devin Schell played a great game gaining over 100 yards rushing against our defense and Tucker Forsgren is the best player I have seen in the last 2-3 years."

Coach Strand continued, "We now have Hawley in the Sub-Section Championship game. We have a lot of respect for their team and their coaching staff, but cannot wait to play the game. We will need to have our best week of preparation to be ready for the Nuggets on Friday night."

For the game, the Trojans tallied 364 yards of total offense compared to 286 for Pelican Rapids. Barnesville had 305 yards rushing on the ground with 59 yards coming through the air. Pelican Rapids had 188 yards rushing and 98 yards passing. Barnesville had 17 first downs and only one turnover with the Vikings netting 11 first downs and two turnovers.

Defensively the Trojans were led by Austin Martz (10 total tackles, one tackle for loss, one tipped pass, one fumble caused, one fumble recovery), Jace Nosal (seven total tackles, one tackle for loss, one fumble caused, one sack, two tackles on kicks), Stuart Brandt (eight total tackles, one fumble recovery, one tackle on a kick), Kyle Johnson (four total tackles, two tackles for loss, one sack), Alec Wheelright (four total tackles, one tackle for loss,

one tackle on a kick), Ethan Ishaug (eight total tackles, one tipped pass) and Kyler Martz (six total tackles, one tackle for loss, one tipped pass).

Barnesville improved their record to 10-0 on the season and will face the Hawley Nuggets on Friday, November 2 at the Fargodome at 8:00 p.m. for the Sub-Section Championship.

Box Score

	1	2	3	4
Pelican Rapids	0	14	7	0
Barnesville	14	0	6	8

B-Martz 41 run (kick no good)

B-Strand 7 run (Strand run)

PR-Schell 2 run (Diaz kick)

PR-Haugen 6 catch from Schell (Diaz kick)

B-Strand 2 run (kick blocked)

PR-Gutierrez 10 run (Diaz kick)

B-Strand 6 run (Brandt run)

Individual Statistics

Rushing:

PR - Grahm 9-29, Schell 18-119, Coleman 1-3, Gutierrez 6-22, Bruggeman 4-14.

B - Brandt 9-27, Strand 27-144, K. Martz 6-20, A. Martz 11-116.

Passing:

PR - Schell 7-14-0=104

B - K. Martz 4-6-0=23, Ishaug 1-1-0=23


Receiving:

PR - Haugen 4-41, Bruggeman 2-58, Gutierrez 1-5.

B - Goedtkke 1-12, A. Martz 1-11, Strand 2-29, Brandt 1-7.



Austin Martz and Michael Strand are trying to get into position for the incoming pass. A Pelican Rapids defender also has his eyes on the ball.



Stuart Brandt goes the tackle while Austin Martz tried to strip the ball from the Viking ball carrier.



The offense goes nowhere unless the line opens some holes. Quarterback Kyler Martz has just handed off to Michael Strand who is headed for the hole in the line. Taking care of blocking assignments across the line of scrimmage are Austin Martz, Dain Blewer and Brian Butenhoff.



Willie Anderson forced the Viking fumble now it's up to Jace Nosal and Stuart Brandt to control the football.



Gang tackling all afternoon held the Pelican Rapids Viking offense in check. Ben Randklev and Tracy Jerald have a grip on the runner while Garrett Nelson moves in to mop up.

Published October 27, 2012, 05:03 PM

Second-seeded Barnesville advances to section finals

BARNESVILLE, Minn. — In the Minnesota Class 2A, Section semifinals Saturday in Barnesville, the No. 2-seeded Trojans saw the scoreboard read an all too familiar score in the fourth quarter.

By: Chris Murphy, INFORUM

BARNESVILLE, Minn. — In the Minnesota Class 2A, Section semifinals Saturday in Barnesville, the No. 2-seeded Trojans saw the scoreboard read an all too familiar score in the fourth quarter.

It was 21-20, which was the same score the Trojans had fallen by last season in the same game. This time, there was still time remaining, and the Trojans used it, scoring a touchdown with 5 minutes, 55 seconds remaining to knock off No. 3-seeded Pelican Rapids 28-21 in Minnesota high school football.

"We battled," Barnesville coach Bryan Strand said. "We lost last year by one, and we weren't going to let that happen again."

Barnesville (10-0) capped a nine-play, 53-yard drive in which the Trojans faced first-and-32 at one point, with a 6-yard touchdown rumble by Michael Strand to take the late fourth quarter lead. Stuart Brandt ran in the 2-point conversion to make it 28-21. None of Strand's 142 yards rushing were as important as those six.

"It wasn't even me. It was the offensive line," Michael said. "They played their best game of the season."

Barnesville couldn't have asked for a better start, scoring on its fifth play from scrimmage when Austin Martz made a beautiful cutback move and sprinted 41 of his 118 yards to the end zone to make it 6-0.

On the ensuing kickoff, Stuart Brandt pounced on a fumble to give the ball right back to Barnesville on the Pelican Rapids 25-yard line. Seven plays later, Michael Strand was rumbling into the end zone from seven yards out for a 12-0 lead. Michael Strand added a 2-point conversion run to make it 14-0.

Pelican Rapids wasn't going to go away that easily. On the ensuing Barnesville drive, Marshall Ohe blocked the Trojans punt to give the Vikings the ball at the Trojans' 41-yard line. The Vikings got on the board three minutes later when quarterback Devin Schell took a keeper into the end zone from two yards out to pull the Vikings within a touchdown.

Barnesville was about to make it 21-7 before a fumble at the Pelican Rapids 5-yard line was jumped on by Tucker Forsgren with 3:02 left in the half. The Vikings used eight plays to drive 83 yards, capping the drive with a 6-yard touchdown connection from Schell to Travis Haugen to tie things up with 14 seconds left in the half.

Michael Strand scored on Barnesville's opening second-half drive to make it 20-14.

Pelican Rapids (7-3) went 70 yards on a 15-play drive that took up nearly seven minutes of the third quarter to take a 21-20 lead on a 10-yard touchdown run from Carlos Gutierrez with 2:29 left in the third.

P 14 7 0-21

B 14 0 6 8-28

B-Martz 41 run (kick no good)

B-Strand 7 run (Strand run)

PR-Schell 2 run (Diaz kick)

PR-Haugen 6 catch from Schell (Diaz kick)

B-Strand 2 run (kick blocked)

PR-Gutierrez 10 run (Diaz kick)

B-Strand 6 run (Brandt run)

INDIVIDUAL STATISTICS

RUSHING: B, Strand, 27-142, Brandt 9-29, A. Martz 11-118, K. Martz 5-21. P, Grahn 9-29, Schell 18-119, Coleman 1-3, Gutierrez 6-22, Bruggeman 4-14.

PASSING: B, K. Martz 4-6-0 23 yards, Ishaug 1-1-0 23 yards. P, Schell, 7-14-0 104 yards.

RECEIVING: B, A. Martz 1-11, Brandt 1-7, Strand 2-20, Goedtke 1-8. P, Haugen 4-41, Bruggeman 2-58, Gutierrez 1-5.

Readers can reach Forum reporter

Chris Murphy at (701) 241-5548

Tags: high school sports, sports, updates, football

More from around the web

- The Worst Head Coach in Every NFL Team's History (BleacherReport)
- Eat to Beat Knee Osteoarthritis and Other Aching Joints (Lifescript.com)
- Jessica Alba's Wardrobe Malfunction Is a Classic Mom Mistake (CafeMom)
- Best Players Who'll NEVER Make the Hall of Fame (Bleacher Report)

MINNESOTA MOTOR COMPANY

FERGUS FALLS, MINNESOTA • 218-739-3331 • www.mnmotorco.com

AN AMERICAN REVOLUTION
BUICK  its all good

MNSO.NET

MinnesotaSportsOnline Network: [Report a Score](#) | [Game/Coach/News Login](#) | [Tournament Brackets](#)
[CraigOlsonSports](#) | [LakesAreaSports](#) | [MN-Scores](#) | [PheasantCountry](#) | [SportsCow](#) | [Vikingland](#)

WATCH
Craig Olson Sports
LIVE Monday's @ 6:30



Network Design

M|State
Discover Your Future

1116 North Tower Road



On COS | [Scores & Schedules](#) | [Boosters](#) | [Schools](#) | [Amateur Baseball](#) | [Legion](#) | [VFW](#) | [Hockey](#) | [Babe Ruth](#) | [JO Softball](#) | [Soccer](#)

Monday, October 29, 2012
Football

Michael Strand (Barnesville Football)

By Craig Olson - Barnesville, MN

Michael Strand of the Barnesville football team is the Olson Oil Company Athlete of the Week.

The junior running back had a monster week as the Trojans beat Bagley 56-8 in the Section 8AA quarterfinals and then recorded a 28-21 win over Pelican Rapids in the semifinals.

In the win over Bagley, Strand carried the ball ten times for 190 yards, scored three touchdowns, was 7-for-7 on extra point kicks, ran in a two point conversion and intercepted a pass, all in the first half.



Against Pelican Rapids, Strand ran for 144 yards on 27 carries and scored three touchdowns and added a two point conversion run.

Total damage for the two games, 37 carries, 334 yards, 6 TD's, 2 two point conversion runs, 7-for-7 on extra point kicks and a pass interception.

The Trojans will now face Hawley in the 8AA championship game at eight o'clock Friday night at the FargoDome.



SITE TOOLS

-  Print this Story
-  Email this Story

COSPORTS FEATURE

- Athlete of the Week

RELATED NEWS



- Sydney Kuehl (Fergus Falls Girls Hockey)
- Abby Fisher (Fergus Falls Girls Swimming)
- Carly Masloski (Underwood Volleyball)

RELATED SCHOOLS/TEAMS

- Barnesville School
- Barnesville Football


ADVERTISEMENT

Proof
that your
parents
were actually
cool
once.

Chevy has long
been America's
original
American Idol!
Come take a
test drive and let
us put you in your
first Chevy!

pebble lake road
fergus falls
218 739 3331
www.mnmotorco.com





Section 8AA Football Tournament



Tues., Oct. 23
@Higher Seed
6:00 P.M.

Sat., Oct. 27
@Higher Seed
2:00 P.M.

Fri., Nov. 2
@FargoDome
8:00 P.M.

#1 HAWLEY

#8 UNITED
NORTH CENTRAL

#1 HAWLEY

#4 FRAZEE

#5 WARROAD

#4 FRAZEE

#1 HAWLEY

#3 PELICAN
RAPIDS

#6 PRAIRIE
VALLEY

#3 PELICAN
RAPIDS

#2 BARNESVILLE

#7 BAGLEY

#2 BARNESVILLE

#2 BARNESVILLE

2012
Section 8AA
Champions

Offensive Stats vs. Pelican Rapids-Section Semi's

RUSHING		Attempts	Yards	Average per rush	fumbles	Touchdowns	GAME STATS				Trojans	Opponent
Austin Martz	11	116	10.5			1	First Downs		17	11		
Michael Strand	27	144	5.3	1		3	Rushing		12	9		
Stuart Brandt	9	27	3.0				Passing		3	2		
Kyler Martz	6	20	3.3				Penalty		2			
Nick Randklev							Rushing Yards		305	188		
Rylee Anderson							Passing Yards		59	98		
Jace Nosal							Total Offense		364	286		
Wendell Rogers							Turnovers		1	2		
Ethan Ishaug							Penalties					
Graham Sauve							Number		5	7		
Aaron Nelson							Yards penalized		30	60		
Connor Meyer												
Colby Mahar												
Jared Affield												
Logan Lewis												
Brandon Haugrud												
Isaac Goedtke												
Jimmy Kletsch												
Isaac Dent												
Total yards	53	307	5.8	1		4						
Scoring	Touchdown	2pt Conv.	Xtra-pt	Field Goal	Safety	Total Points						
Michael Strand	3	1				20						
Austin Martz	1					6						
Stuart Brandt		1				2						
Isaac Goedtke						0						
Kyler Martz						0						
Graham Sauve						0						
Jace Nosal						0						
Colby Mahar						0						
Ethan Ishaug						0						
Rylee Anderson						0						
Defense						0						
Tracy Jerald						0						
Alec Wheelright						0						
						28						
PASSING	Attempts	Completions	Yards	Average Per Pass	Touchdowns	Interceptions	Passing %					
Kyler Martz	6	4	26	6.5			66.7%					
Isaac Goedtke												
Michael Strand												
Ethan Ishaug	1	1	33	33.0			100.0%					
RECEIVING	Receptions	Yards	Avg. Per Catch	Touchdowns								
Isaac Goedtke	1	12	12.0									
Austin Martz	1	11	11.0									
Brian Butenhoff												
Michael Strand	2	29	14.5									
Matt Holland												
Ethan Ishaug												
Jace Nosal												
Stuart Brandt	1	7	7.0									
Tracy Jerald												
KICKING	Type of Kick	Attempts	Yards	Avg. Per Kick	Xtr PT/FG	XTR Point		FG				
Alex Settelmeyer	KO	1	38	38.0	Alec Wheelright	Attempts	Made	ATT	Made			
Michael Strand	Punt				Michael Strand	2	0					
Willie Anderson	KO	4	161	40.3								
Austin Martz	KO											
Louis Brown	KO											
Austin Martz	Punt											
Connor Meyer	Punt											
RETURNS	Punt Returns Yardage	KO Returns Yardage	# Punt Returns	# KO Returns	Total Return Yards	Touchdowns						
Michael Strand												
Austin Martz		18		1	18							
Connor Meyer												
Kyle Johnson												
Stuart Brandt		48		3	48							
Tracy Jerald												
Nick Randklev												

		solo Tackles +3	Assisted Tackles +1	Tackle for loss +2	Tipped pass +1	Fumble caused +4	Fumble recovery +3	Int +5	Sack +4	Blocked Kick +5	Tackle on Kick +3	Total Points
Kyler Martz	2	2	4	1	1							13
Logan Lewis	5											0
Tyler Nysveen	6	1										3
Isaac Goedtke	7		2								1	5
Ethan Ishaug	8	4	4		1							17
Meyer, Connor	10											0
Colby Mahar	11											0
Aaron Nelson	12											0
Wendell Rogers	14											0
Austin Martz	15	6	4	1	1	1	1					32
Michael Strand	20	1	4	1								9
Rylee Anderson	21											0
Isaac Dent	22											0
Tracy Jerald	23	1	2		1							6
Stuart Brandt	28	4	4				1				1	22
Alex Trowbridge	30											0
Jordan Bang	31											0
Graham Sauve	32											0
Nick Randklev	34											0
Jace Nosal	40	3	4	1		1			1		2	29
Seth Martinson	42											0
Cody Brenner	49											0
Tyler Olson	50											0
Josh Smith	52											0
Myles Duvall	53											0
Jonah Kletsch	54											0
Ben Randklev	55	1	2	1								7
Garrett Nelson	56	1	1									4
Willie Anderson	59	1	5									8
Dana Berg	61											0
Louis Brown	68											0
Ryne Kisch	72											0
Hunter Olson	73											0
Maverick Janssen	75											0
Alec Wheelright	76	4		1							1	17
Kyle Johnson	77	1	3	2					1			14
Dain Biewer	78											0
Alex Settelmeyer	79											0
Zach Dent	80											0
Nathan Dokkebakken	84											0
Lynn LeNoue	85											0
Brian Butenhoff	87											0
Matt Holland	88											0
Josh Tweeton	3											0
Brandon Haugrud	4											0
Alex Garry	9											0
Rogers, Caleb	27											0
Kletsch, Jimmy	29											0
Alex McIntyre	33											0
Jerad Shaide	43											0
Jared Affield	44											0
Sawyer Mahar	51											0
Alex Peppel	63											0
Tate Elliot	66											0
Andrew Trowbridge	71											0
Joe Stage	74											0
Garrett Anderson	81											0
Christian Enstad	83											0
Cole Griffin	89					</						

Trojans Lose Section Championship To Hawley

By: Tracy Hinsz

The Barnesville Trojans were facing the Hawley Nuggets for the Section 8AA football championship with the winner moving on to the state tournament.

The game was two years in the making and lived up to the hype as a furious second half saw the Hawley Nuggets erase a 20-6 halftime deficit and win the game 38-34 to claim the championship.

For a game that featured 72 points, the first quarter came and went without a score. Both teams were feeling each other out to see how the game was going to be played.

Barnesville opened the scoring in the second quarter with a 39 yard drive that was punctuated by a Michael Strand 29 yard touchdown run. The extra point was blocked and the score was 6-0 Barnesville.

On Barnesville's next possession, the Trojans went 76 yards, scoring a 23 yard touchdown on a run from Strand. The two-point conversion by Strand was also good and with 2:15 seconds to go in the half, Barnesville had a 14-0 lead.

But Hawley would strike quickly completing a 54 yard pass from Jordan Harms to Ben Ellefson to move the ball to the two yard line. Alex Ames would score on a two yard touchdown run but the extra point was not good and the lead was cut to 14-6.

With momentum clearly on Hawley's side and only 1:28 seconds to go in the half, Barnesville looked like they were going to settle for the 14-6 score.

After two straight short runs by Barnesville, Hawley called a timeout. But the Trojans had a trick up their sleeve and beautifully executed a half-back pass from Strand to tight end Isaac Goedtko that covered the 64 yards needed to score a touchdown with 41 seconds to go in the half. The two-point conversion run was not good and the lead was now 20-6 Barnesville, which they would take into halftime.

Barnesville would kick off to start

the second half with the Nuggets starting with the ball on their 40 yard line. The Nugget coaching staff decided to make a switch at quarterback and inserted tight end/wide receiver Ben Ellefson. It would take all of one play to see that the switch was a good one as Ellefson took a shotgun snap around the left edge and went virtually untouched for a 60 yard touchdown. The two-point conversion was not good but the score was now 20-12 and only 17 seconds of the second half had elapsed.

The Nuggets were pumped up on defense and quickly forced a three and out punt. Barnesville's defense quickly stopped two running plays before the big play would come back to bite them again.

With the ball on the 15 yard line and Harms back in at quarterback, he lofted a beautiful pass down the right side line that was caught for a 34 yard gain. The next play was a simple dive play that Ames broke through and raced 51 yards for a touchdown. The two-point conversion was stopped again but the Nuggets were now back into this football game, only down two points at 20-18.

Barnesville came right back completing two big passes to get the ball into Nugget territory before being called for a hold. The penalty seemed to stop the Trojans momentum and soon they would have to punt.

The Nuggets would take over on their 14 yard line and would fumble the ball on their first play from scrimmage with Austin Martz recovering the ball at the 16 yard line.

It would take five plays for the Trojans to score a touchdown with one of the plays being a fourth down play that was converted by Strand. He would also take in the touchdown from two yards out, but the two-point conversion was not good. The score gave Barnesville a 26-18 lead with 2:35 remaining in the third quarter.

The Nuggets would once again start deep in their own territory and after a penalty would have the ball

on their 10 yard line.

With Ellefson back at quarterback, he took a shotgun snap and heaved the ball up along the Nugget sideline. Harms would make a great catch over a leaping Stuart Brandt at the 40 yard line and he was off to the races going 90 yards for another Nugget touchdown. Ellefson took the two-point conversion into the end zone to tie the score at 26 with 1:59 remaining in the third quarter.

Barnesville would start with the ball on their 35 yard line and would gain big yards on a first down screen pass. Austin Martz would net 31 yards on the pass moving the ball to the 34 yard line.

After two running plays moved the ball to the 21 yard line, Strand would get the call once again and take the ball through the hole behind the left tackle, make a great cut back to receive a down field block from Garrett Nelson and Stuart Brandt and race to the end zone for another Trojan touchdown. He would tack on the two-point conversion that would put Barnesville back into the lead at 34-26, which is how the third quarter would end.

Hawley would get the ball back at their 48 yard line and break free on another run as Alex Ames seemed to be stopped at the line of scrimmage only to break free, run to his left and sprint down the left sidelines. He would not be caught until the two yard line.

Ames would take the ball into the end zone for a one yard touchdown run, but the two-point conversion was not good and the score with 10:22 remaining in the fourth quarter was 34-32 Barnesville.

The Nuggets would force Barnesville into a three and out punt when disaster would strike for the Trojans.

With the ball on the 39 yard line of the Trojans, Michael Strand went back to punt, received the ball, started to run to the right before kicking it. It went off the side of his foot and out of bounds after traveling only four yards.

With the Nuggets sitting on the Trojan 42 yard line, it would take

only two plays for Hawley to break another long run. Ames would take the ball all the way to the four yard line before being pushed out of bounds.

The Nuggets would get the ball to the one yard line before the Trojan defense would stiffen forcing a fourth and goal at the one. Ellefson would take a quarterback sneak into the end zone giving the Nuggets their first lead of the game. The two-point conversion was not good but Hawley now led 38-34 with 5:38 remaining in the game.

Barnesville would start on their own 37 yard line and needed to score a touchdown to salvage their season.

The first play saw the Trojans call a middle screen to Michael Strand who caught the ball and ran all the way to the Nugget 47 yard line for a 16 yard gain.

Strand would take a run for five yards on the next play followed by an Austin Martz two yard run. Four more runs by Strand moved the ball to the 25 yard line of Hawley, before a false start penalty moved the Trojans back to the 30 yard line.

With the clock ticking, Strand was stopped for a one yard gain on first down followed by a screen pass to Austin Martz netting only two yards.

Facing a third down, Kyler Martz dropped back to pass and was almost sacked. He flipped the ball to Austin Martz who rambled down to the 19 yard line before being tackled on the sideline. The referee gave the inbounds signal when everyone in the Fargodome thought he was out of bounds, which would have stopped the clock.

The Trojans were now facing a fourth and four play with the clock ticking and their season on the line. They ran a draw play to Stuart Brandt and he seemed to have gained the first down. However the spot of the ball would not favor the Trojans. The measurement showed they were inches short of the first down turning the ball over to the Nuggets and bringing the football game to a close with the Nuggets winning 38-34.

"I am very proud of our football team and how hard they fought the entire night," stated Head Coach Bryan Strand. "We played a great game and I was extremely impressed with our effort. We lost Ben Randklev in the first half and that

really hurt our defense. He was the staple in the middle of our defense that was designed to stop Hawley's running game which we did in the first half."

Coach Strand continued, "This was probably one of the greatest games I have ever been associated with! I give a lot of credit to Coach Naatz and his staff for coming back in the second half. They got the ball into Ben Ellefson's hands and he was able to do some great things. They have a very nice team and I wish them well as they enter the state tournament. I would like to thank my team and the seniors for another great year. They were a great group of young men to coach."

Statistically, the Trojans had a great offensive game as they tallied 355 yards of offense with 243 yards coming on the ground and 112 yards through the air. Hawley finished with an impressive 502 yards of total offense with 286 yards coming via the rush and 216 yards with the pass. Barnesville led 13 to seven in first downs and Hawley committed the only turnover of the game.

Defensively, the Trojans were led by Jace Nosal (10 tackles, one tackle on kick), Ethan Ishaug (seven tackles, one tackle on kick), Austin Martz (four tackles, one tipped pass, one fumble recovery), Stuart Brandt (five tackles, one tackle for loss), Willie Anderson (eight tackles), and Michael Strand (six tackles).

Barnesville ends their season with a record of 10-1.

Congratulations go out to the coaches, players and statisticians on another fantastic football season.

Box Score

	1	2	3	4	
Barnesville	0	20	14	0	34
Hawley	0	6	20	12	38

B-Strand 18 run (kick blocked)
 B-Strand 23 run (Strand run)
 H-Ames 2 run (kick failed)
 B-Goedtke 64 pass from Strand (run failed)
 H-Ellefson 60 run (run failed)
 H-Ames 51 run (run failed)
 B-Strand 2 run (run failed)
 H-Harms 90 pass from Ellefson (Ellefson run)
 B-Strand 21 run (Strand run)
 H-Buttke 1 run (run failed)
 H-Ellefson 1 run (run failed)

Individual Statistics

Rushing:

B - Brandt 7-27, Strand 32-197, K. Martz 6-(-9), A. Martz 6-25, Nosal 2-3.

H - Ames 15-183, Ellefson 4-62, Buttke 8-23, Harms 4-15.

Passing:


B - K. Martz 4-6-0=48, Strand 1-1-0=64

H - Harms 4-8-0=126, Ellefson 1-1-0=90

Receiving:

B - Goedtke 2-75, A. Martz 2-26, Strand 1-14.

H - Harms 1-90, Johnson 2-36, Buttke 1-36, Ellefson 1-54.




PHOTOS BY:
CONNIE MARTZ


Isaac Goedtke is off to the races with only a referee for company on this long-gainer.




Michael Strand is buried by Hawley Nugget defenders as he struggles for another yard or two.



It was hard-nosed football down in the trenches at the line of scrimmage. Trojan defenders Jace Nosal, Stuart Brandt and Seth Martinson gang tackle the Nugget ball carrier.




Stuart Brandt plays the ball and then the runner as a Nugget receiver goes airborne for the ball.



Four against one isn't fair unless you are a bunch of Trojans brining down a Nugget ballplayer. In on this gang tackle are Michael Strand and Garrett Nelson with a firm grip on the runner. Willie Anderson is moving in for an assist while Kyler Martz comes in to wrap up.



Section 8AA Football Tournament



Tues., Oct. 23
@Higher Seed
6:00 P.M.

Sat., Oct. 27
@Higher Seed
2:00 P.M.

Fri., Nov. 2
@FargoDome
8:00 P.M.

#1 HAWLEY

#8 UNITED
NORTH CENTRAL

#1 HAWLEY

#4 FRAZEE

#5 WARROAD

#4 FRAZEE

#1 HAWLEY

#3 PELICAN
RAPIDS

#6 PRAIRIE
VALLEY

#3 PELICAN
RAPIDS

#2 BARNESVILLE

#7 BAGLEY

#2 BARNESVILLE

#2 BARNESVILLE

HAWLEY

**2012
Section 8AA
Champions**

[illegible]

GAME STATS	Trojans	Opponent
First Downs	13	7
Rushing	10	4
Passing	3	3
Penalty		
Rushing Yards	243	286
Passing Yards	112	216
Total Offense	355	502
Turnovers	0	1
Penalties		
Number	2	6
Yards penalized	15	45

Scoring	Touchdown	2pt Conv.	Xtra-pt	Field Goal	Safety	Total Points
Michael Strand	4	2				28
Austin Martz						0
Stuart Brandt						0
Isaac Goedtke	1					6
Kyler Martz						0
Graham Sauve						0
Jace Nosal						0
Colby Mahar						0
Ethan Ishaug						0
Rylee Anderson						0
Defense						0
Tracy Jerald						0
Alec Wheelright						0
						34

RECEIVING	Receptions	Yards	Avg. Per Catch	Touchdowns
Isaac Goedtke	2	75	37.5	1
Austin Martz	2	26	13.0	
Brian Butenhoff				
Michael Strand	1	14	14.0	
Matt Holland				
Ethan Ishaug				
Jace Nosal				
Stuart Brandt				
Tracy Jerald				

Xtr PT/FG
Alec Wheelright
Michael Strand

RETURNS	Punt Returns Yardage	KO Returns Yardage	# Punt Returns	# KO Returns	Total Return Yards	Touchdowns
Michael Strand	12		2			
Austin Martz						
Connor Meyer						
Kyle Johnson		7		2		
Stuart Brandt		29		2		
Tracy Jerald						
Nick Randklev						
Isaac Goedtkke		6		1		
Matt Holland		8		1		
Jace Nosal		21		1		

solo Tackles +3	Assisted Tackles +1	Tackle for loss +2	Tipped pass +1	Fumble caused +4	Fumble recovery +3	Int +5	Sack +4	Blocked Kick +5	Tackle on Kick +3	Total Points
--------------------------------	------------------------------------	-----------------------------------	-------------------------------	---------------------------------	-----------------------------------	-------------------	--------------------	--------------------------------	----------------------------------	-------------------------

[illegible]

Offensive Stats SEASON

RUSHING	Attempts	Yards	Average per rush	fumbles	Touchdowns		GAME STATS	Trojans	Opponent
Austin Martz	91	936	10.3	1	11		First Downs	146	72
Michael Strand	131	1040	7.9	1	19		Rushing	117	54
Stuart Brandt	69	646	9.4	0	7		Passing	28	14
Kyler Martz	44	86	2.0	2	3		Penalty	3	4
Nick Randklev	6	21	3.5	0	0		Rushing Yards	3474	1252
Rylee Anderson	22	151	6.9	0	0		Passing Yards	1100	890
Jace Nosal	38	235	6.2	0	8		Total Offense	4574	2142
Wendell Rogers	11	53	4.8	0	0		Turnovers	10	22
Ethan Ishaug	12	43	3.6	0	0		Penalties		
Graham Sauve	2	12	6.0	0	1		Number	60	35
Aaron Nelson	1	1	1.0	0	0		Yards penalized	465	250
Connor Meyer	3	4	1.3	0	0				
Colby Mahar	17	102	6.0	1	1				
Jared Affield	8	15	1.9	0	0				
Logan Lewis	5	7	1.4	2	0				
Brandon Haugrud	1	1	1.0	0	0				
Isaac Goedtke	7	104	14.9	1	2				
Jimmy Kletsch	4	17	4.3	0	0				
Isaac Dent	2	2	1.0	0	0				

Total yards 474 3476 7.3 6 52

Scoring	Touchdown	2pt Conv.	Xtra-pt	Field Goal	Safety	Total Points
Michael Strand	27	8	20	0	0	198
Austin Martz	17	3	0	0	1	110
Stuart Brandt	6	3	0	0	0	42
Isaac Goedtke	5	2	0	0	0	34
Kyler Martz	6	1	0	0	0	38
Graham Sauve	1	0	0	0	0	6
Jace Nosal	9	1	0	0	1	58
Colby Mahar	1	0	0	0	0	6
Ethan Ishaug	0	1	0	0	0	2
Rylee Anderson	0	1	0	0	0	2
Defense	0	0	0	0	1	2
Tracy Jerald	3	0	0	0	0	18
Alec Wheelright	0	0	1	0	0	1

PASSING	Attempts	Completions	Yards	Average Per Pass	Touchdowns	Interceptions	Passing %
Kyler Martz	73	46	914	19.9	10	3	63.0%
Isaac Goedtke	1	1	10	10.0	0	0	100.0%
Michael Strand	2	2	143	71.5	2	0	100.0%
Ethan Ishaug	1	1	33	33.0	0	0	100.0%

RECEIVING	Receptions	Yards	Avg. Per Catch	Touchdowns
Isaac Goedtke	15	363	24.2	3
Austin Martz	13	242	18.6	3
Brian Butenhoff	1	10	10.0	0
Michael Strand	11	277	25.2	4
Matt Holland	3	46	15.3	0
Ethan Ishaug	1	34	34.0	0
Jace Nosal	1	48	48.0	1
Stuart Brandt	3	57	19.0	0
Tracy Jerald	2	46	23.0	2

KICKING	Type of Kick	Attempts	Yards	Avg. Per Kick	Xtr PT/FG	Attempts	Made	ATT	Made
Alex Settelmeyer	KO	50	1936	38.7	Alec Wheelright	6	1	0	0
Michael Strand	Punt	6	183	30.5	Michael Strand	37	20	1	0
Willie Anderson	KO	29	1159	40.0					
Austin Martz	KO	5	206	41.2					
Louis Brown	KO	1	33	33.0					
Austin Martz	Punt	5	147	29.4					
Connor Meyer	Punt	1	28	28.0					

RETURNS	Punt Returns Yardage	KO Returns Yardage	# Punt Returns	# KO Returns	Total Return Yards	Touchdowns
Michael Strand	430	19	20	2	437	3
Austin Martz	22	223	2	6	170	2
Connor Meyer	0	96	0	4	58	0
Kyle Johnson	0	22	0	2	0	0
Stuart Brandt	0	129	0	7	100	0
Tracy Jerald	21	0	1	0	21	0
Nick Randklev	0	10	0	1	0	0
Isaac Goedtke	0	6	0	1	0	0
Matt Holland	0	8	0	1	0	0
Jace Nosal	0	21	0	1	0	0

		SEASON STATS 2012										
		solo Tackles +3	Assisted Tackles +1	Tackle for loss +2	Tipped pass +1	Fumble caused +4	Fumble recovery +3	Int +5	Sack +4	Blocked Kick +5	Tackle on Kick +3	Total Points
Kyler Martz	2	15	17	1	1	0	2	2	0	0	0	81
Logan Lewis	5	3	2	1	0	0	0	0	0	0	1	16
Tyler Nysveen	6	4	4	0	0	0	0	0	0	0	2	22
Isaac Goedtke	7	7	18	4	1	0	0	0	1	0	8	76
Ethan Ishaug	8	15	31	0	2	2	0	0	0	0	1	89
Meyer, Connor	10	2	9	3	0	0	0	0	0	0	5	36
Colby Mahar	11	2	3	2	0	0	0	0	0	0	0	13
Aaron Nelson	12	0	1	0	0	0	0	0	0	0	0	1
Wendell Rogers	14	7	11	1	0	0	0	0	0	0	8	58
Austin Martz	15	27	32	5	5	3	4	1	0	2	6	185
Michael Strand	20	20	20	4	1	0	0	3	0	0	2	110
Rylee Anderson	21	10	12	2	0	0	0	0	0	0	13	85
Isaac Dent	22	0	0	0	0	0	0	0	0	0	0	0
Tracy Jerald	23	14	13	3	1	0	1	3	0	0	8	104
Stuart Brandt	28	18	16	3	4	0	1	0	0.5	0	6	103
Alex Trowbridge	30	0	0	0	0	0	0	0	0	0	0	0
Jordan Bang	31	0	2	0	1	0	0	0	0	0	0	3
Graham Sauve	32	3	0	0	0	0	0	0	0	0	0	9
Nick Randklev	34	2	1	0	0	0	0	0	0	0	0	7
Jace Nosal	40	34	37	6	0	2	0	1	2	1	15	222
Seth Martinson	42	13	16	5	0	1	0	1	0	0	1	77
Cody Thomas	49	0	0	0	0	0	0	0	0	0	0	0
Tyler Olson	50	2	1	0	0	1	0	0	0	0	0	11
Josh Smith	52	0	0	0	0	0	0	0	0	0	0	0
Myles Duvall	53	0	0	0	0	0	0	0	0	0	0	0
Jonah Kletsch	54	1	4	1	1	0	1	0	0	0	0	13
Ben Randklev	55	11	25	3	0	1	0	0	0	0	1	71
Garrett Nelson	56	5	2	0	0	0	1	0	0	0	0	20
Willie Anderson	59	22	33	8	0	1	1	0	1.5	0	1	131
Dana Berg	61	13	18	5	0	1	0	0	1	1	5	95
Louis Brown	68	1	0	0	0	0	0	0	0	0	0	3
Ryne Kisch	72	0	4	0	0	0	1	0	0	0	0	7
Hunter Olson	73	7	14	2	0	0	0	0	1	0	5	58
Maverick Janssen	75	0	0	0	0	1	0	0	0	0	0	4
Alec Wheelright	76	14	11	9	0	0	2	0	3	0	4	101
Kyle Johnson	77	14	11	12	1	1	0	0	3	0	0	94
Dain Biewer	78	3	3	1	0	0	0	0	0	0	0	14
Alex Settelmeyer	79	0	2	0	0	0	0	0	0	0	2	8
Zach Dent	80	2	6	0	0	0	0	0	0	0	4	24
Nathan Dokkebakken	84	1	0	0	0	0	0	0	0	0	0	3
Lynn LeNoue	85	1	1	0	0	0	0	0	0	0	0	4
Brian Butenhoff	87	4	11	3	0	0	0	0	0	0	8	53
Matt Holland	88	2	1	2	0	0	0	0	2	0	0	19
Josh Tweeton	3	0	0	0	0	0	0	0	0	0	0	0
Brandon Haugrud	4	0	0	0	0	0	0	0	0	0	0	0
Alex Garry	9	0	0	0	1	0	0	0	0	0	0	1
Rogers, Caleb	27	0	0	0	0	0	0	0	0	0	0	0
Kletsch, Jimmy	29	0	1	0	0	0	0	0	0	0	0	1
Alex McIntyre	33	0	0	0	0	0	0	0	0	0	0	0
Jerad Shaide	43	0	0	0	0	0	0	0	0	0	0	0
Jared Affield	44	0	0	0	0	0	0	0	0	0	0	0
Sawyer Mahar	51	0	0	0	0	0	0	0	0	0	0	0
Alex Poppel	63	0	0	0	0	0	0	0	0	0	0	0
Tate Elliot	66	0	0	0	0	0	0	0	0	0	0	0
Andrew Trowbridge	71	0	0	0	0	0	0	0	0	0	0	0
Joe Stage	74	1	0	0	0	0	0	0	0	0	0	3
Garrett Anderson	81	0	0	0	0	0	0	0	0	0	0	0
Christian Enstad	83	0	0	0	0	0	0	0	0	0	0	0
Cole Griffin	89	0	0	0	0	0	0	0	0	0	0	0
TOTALS		300	393	86	19	14	14	11	15	4	106	

Section 8AA Football**All-Tournament Selections -- 2012**

Name	School	Grade	Height	Weight	Position
Jordan Harms	Hawley	10	6' 3"	175	QB/S
Ben Ellefson	Hawley	10	6' 4"	195	TE/LB
Josh Johnson	Hawley	12	6'	180	RB/S
Aaron Regnier	Hawley	10	6'	190	TE/LB
Jeff Christianson	Hawley	12	6' 2"	230	OL/DL
Austin Martz	Barnesville	12	6'	170	RB/S
Michael Strand	Barnesville	11	5' 1"	170	RB/C
Kyle Johnson	Barnesville	12	6'	235	G/DE
Jonah Kletsch	Barnesville	11	5' 10"	185	C/DT
Tucker Forsgren	Pelican Rapids	12	6' 5"	225	T/LB
Devin Schell	Pelican Rapids	12	6' 2"	180	QB/S
Ian Johnson	Pelican Rapids	12	6' 3"	270	T/T
Baxter Bachmann	Frazee	12	6'	190	QB
Tyler Ziegler	Frazee	12	6'	180	LB
Bruce Lemon	Frazee	12	5' 9"	155	RB
Keiler Skaro	United North Central	11	6' 1"	190	WR
Brandon Junes	United North Central	12	6' 2"	175	QB
Kedon Sweetney	Warroad	12	6'	6'	RB
Tyler James Fish	Warroad	12	6' 2"	6' 2"	OL/DL
Tyler Schlosser	Prairie Valley	12		220	RB/LB
Hunter Arnold	Prairie Valley	12		145	WR/S
Luke Thompson	Bagley	12	5' 11"	155	WR
Kyler Lavine	Bagley	12	5' 10"	150	RB

**MINNESOTA FOOTBALL COACHES ASSOCIATION
ALL-STATE ACADEMIC FOOTBALL TEAM
CLASS AA**

The Class AA, All-State ACADEMIC Football Team for 2012 has been named. The players selected have exhibited excellence in the classroom, in leadership within their schools and on the football field. On a scale where 4.0 equals a straight "A" grade point average, this team's average was 3.84.

Players selected are:

Brett Heronimus	Luverne
Justin Viss	Chatfield
Matt Ahrndt	Benson
Kyle Schoneck	Maple River
Parker Lanoue	T-M-B
Jonathan Skwira	Holdingford
Colin Ose	Benson
Matthew Lambert	Crosby-Ironton
Ian Johnson	Pelican Rapids
John Nahrgang	Lewiston-Altura
Jonathan Wagaman	Medford
Nicholas Kaplan	W-E-M
Austin Martz	Barnesville
Logan Riedel	Eagle Valley
Cole Mertens	BOLD

22 Nominations were submitted.

Thanks,

**Scott Gonnerman
Class AA Committee Chair
Benson High School**



Published November 27, 2012, 08:48 PM

Osseo's Tusler is Minnesota Player of the Year, while Perham's Hein makes all-state first team

MINNEAPOLIS – Osseo's season was over, in defeat to eventual state champion Eden Prairie, and Bridgeport Tusler's exceptional high school football career was finished.

By: Dave Campbell / Associated Press, INFORUM

MINNEAPOLIS – Osseo's season was over, in defeat to eventual state champion Eden Prairie, and Bridgeport Tusler's exceptional high school football career was finished.

His first thought was not to cry.

"Don't show it. Be strong," Tusler recalled.

So the do-it-all Orioles star stood up in the end zone, fighting back the sadness of finality, and told his returning teammates to remember the bad feeling and use it as motivation for further advancement in the playoffs next season. For all of Tusler's contributions to Osseo's team, maturity and leadership were as important as the rushing, blocking, receiving, covering, tackling and returning.

Tusler was named the Minnesota Associated Press Player of the Year on Tuesday.

"He was kind of an equal to me," coach Derrin Lamker said. "I'd go up to Bridge, 'Hey, what play do you want here?' He's on the field all the time. I trusted him," Lamker said. "He's just a lot of fun. Just a great person."

Joining Tusler on the all-state first team is Perham quarterback Jordan Hein.

Hein led the Yellowjackets to the Minnesota Class 3A state semifinals, where they were eliminated by Blue Earth Area.

Hein scored 24 touchdowns for Perham, which tied a school record.

PLAYER OF THE YEAR

Bridgeport Tusler, RB, Osseo

FIRST TEAM

OFFENSE

QB – Jordan Hein, sr, Perham

RB – Bridgeport Tusler, sr, Osseo

RB – James Onwualu, sr, Cretin-Derham Hall

RB – Jake Disterhaupt, sr, Moose Lake/Willow River

WR – Jake Weineke, sr, Maple Grove

WR – Marley Allison, sr, Edina

TE – Noah Scarver, sr, Minneapolis Washburn

OL – Chad Fahning, sr, De La Salle

OL – Chandler Wright, sr, Wayzata

OL – Zach Ziemer, sr, Lakeville North

OL – Michael Warren, sr, Providence Academy

OL – Dan Sargeant, sr, Chisago Lakes

DEFENSE

DL – Deon Dorvil, sr, Edina

DL – Shaun Schindler, sr, Hutchinson

DL – Andrew Stelter, jr, Owatonna

DL – Joe Schiller, sr, Totino-Grace

LB – Alex Wood, sr, Lakeville North

LB – Chris Wipson, sr, Wayzata

LB – Jack Cottrell, sr, Eden Prairie

LB – Mitch Johnson, sr, Lakeville North

DB – Danny McManus, sr, St. Thomas Academy

DB – Charlie Miller, sr, Totino-Grace

DB – Tycel Page, sr, St. Paul Highland Park

DB – Oscar Opara, sr, De La Salle

SPECIAL TEAMS

Kicker/Punter – Wyatt Schmidt, sr, St. Thomas Academy

Returner/All-Purpose – Nate Ricci, sr, Stillwater

SECOND TEAM

OFFENSE

QB – J.T. DenHartog, sr, Hopkins

RB – Chase Morlock, sr, Moorhead

RB – Eji Ejiya, jr, Spring Lake Park

RB – Josh Lanners, sr, Pierz

WR – Evan Guffey, sr, Nicollet

WR – Michael Thomas, sr, Blooming Prairie

TE – Bryce Benson, sr, Grand Meadow

OL – Austin Noble, jr, Cannon Falls

OL – Nate Lassonde, sr, St. Croix Lutheran

OL – Sam Stoll, jr, Kasson-Mantorville

OL – Matt Leidner, sr, Lakeville South

OL – John Bednarczyk, sr, Totino-Grace

DEFENSE

DL – Mike Beckmann, sr, Faribault Bethlehem Academy

DL – Birk Olson, sr, Monticello

DL – Ryan Winter, sr, Woodbury

DL – Daulton Olinger, sr, Spring Lake Park

LB – Kurt Mattox, sr, Totino-Grace

LB – Jack Pietruszewski, sr, South St. Paul

LB – Carter Hanson, sr, Blue Earth

LB – Tyler Jakes, sr, Mankato West

DB – Tim Angell, sr, Faribault Bethlehem Academy

DB – Alex Varney, sr, Caledonia

DB – Joey Dreier, sr, New London-Spicer

DB – Ethan Maass, sr, Glencoe-Silver Lake

SPECIAL TEAMS

Kicker/Punter – Bill Leitch, sr, Mankato West

Returner/All-Purpose – Jeff Borchardt, sr, Wayzata

HONORABLE MENTION (area players)

Quarterbacks

Jacob Pavak, sr, Mahanomen

Running backs

Logan Nordly, sr, Clinton-Graceville-Beardsley

Josh Edlund, sr, Crookston

Defensive linemen

Jacob Hedstrom, sr, Mahnomen

Linebackers

Brady Schmidt, sr, Bemidji

Returners/all-purpose

 Michael Strand, jr, Barnesville

Tags: high school sports, sports, updates, football

More from around the web

- Michael J. Fox and Tracy Pollan's Manhattan Home (Architectural Digest)
 - Stunning Picture Of Sandra Bullock (StyleBistro)
 - NFL Cheerleaders Bravely Shave Their Heads to Support Coach Who Has Cancer (VIDEO) (MamasLatinas)
 - Is it ADHD? One Expert Shares His Diagnostic Secrets (Lifescrypt.com)
 - Are You Doing Pushups Wrong? (ThePostGame)
- Grandma Makes Millions With Small Business  (Fox Business)
 - Why Your Pet Can't Stand to See You Go (Everyday Health)
 - Selena Gomez Is Spending All Her Time in a Bikini These Days (Zimbio)
 - At death, who inherits credit card debt? (BankRate)
 - Why Women Love One-Night Stands (MyDailyMoment)

[?]