


Agassiz Valley

THUNDER



2005 FOOTBALL

Thunder Wins Season Opener Over Walker

The Thunder came alive in the second half of their season opening high school football game against Walker-Hackensack-Akeley. They overcame a 7-0 half-time deficit for a 20-7 victory at the Barnesville Athletic Complex last Friday night.

This was a clash between two teams that had distinctly different seasons from one year ago. The Wolves defeated the Thunder 21-0 last year and finished their regular season with a 7-1 record. The Wolves lost to DGF in the Section semi-finals last year to end their season. The Thunder, on the other hand, finished last season without a win, but this year seemed destined to be a different story.

Hard luck seemed to be the rule in the early going for the Thunder. Even though they were able to move the ball down the field, they were not able to convert their drives into points. They had a number of chances to score in the first half, but came away empty. Broken plays and early season jitters were the primary reason they couldn't get in the end zone.

First year coach Bryan Strand related this about his new team's first game. "I was pleased that we were able to move the ball, but we did not make very good choices at times in the red zone in the first half. I was proud of our guys in that they never quit. They kept battling and they were rewarded in the second half."

Walker put the only points on the board in the first half when the Wolves connected on a long pass play that covered 45 yards. The conversion was good giving Walker a 7-0 lead which held up until the second half.

The Thunder came out in the second half and scored on their first possession. Aaron Schindler, the Thunder's leading ball carrier on the night, scampered in from 35 yards away for the score. The two point conversion failed leaving the Wolves with a narrow 7-6 lead.

On the next series the WHA team was forced to punt the ball. A bad snap sent the punter back into their own end zone to retrieve the ball. Defensive end Jens Gylland for the Thunder jumped on the loose ball after a wild scramble by both teams. The Thunder were awarded the touchdown on Gylland's recovery giving the Agassiz Valley the lead. Aaron Schindler carried the ball for



Brett Allen, #27 carries the ball as Landon Peppel, #43 and Derek Syverson #5 charge in to cover him against the WHA player.

the two point conversion giving the Thunder the 14-7 lead.

The Thunder added one more score in the final period with a one yard plunge on a quarterback sneak by senior Cody Schultz. The failed conversion left the score as the final 20-7.

New head coach Strand was obviously very pleased with the outcome: "Great win, great team win. The leadership on the field was great, the captains, seniors Jens Gylland, Brett Allen, Dana Brakke, and junior Kirk Anderson, kept the boys fired up the entire game and the line did a good job of blocking."

He also added: "It was neat to see the look in their eyes after the game, you would of thought we had just won the state championship by the way they acted after the game and that was good for them."

The Thunder demonstrated dominance on both sides of the ball. They averaged 4.8 yards per play rushing for a total of 240 yards and held the Wolves to just eight yards on the ground. Walker's only significant offense came on four passing plays that gained over 100 yards.

Junior running back, Aaron Schindler, was the leading ground

gainer with 114 yards on 20 carries. Senior running back, Jens Gylland, followed with 62 yards on 13 carries. The Thunder did not complete any passes on six attempts.

Defensively, the Thunder were led by sophomore middle linebacker Cody Cox. Cody led the Thunder with nearly twice as many defensive points as any other Thunder player. Cox totaled 43 defensive points followed by junior defensive end Brent Halverson. Halverson had 25 points including three sacks. Senior cornerback Brett Allen had 20 defensive points including an interception and a fumble recovery. Senior nose guard Tanner Jorud was next on the team with 14 defensive points.

Next on the schedule for the Thunder will be a trip to Barrett to

face the West Central Knights for the first HOL conference game of the season. "The conference looks to be strong again," noted Coach Strand. "I hope to see as many fans in WCA as we had at home, the cheering and enthusiasm was felt on the field, and it obviously paid off."

Game Summary

Agassiz Valley 20

Walker-Hackensack-Akeley 7

A-V 0 0 14 6 20

W-H-A 0 7 0 0 7

W-H-A - Banas 45 pass from Morrison (kick good)

A-V - Aaron Schindler 35 run (conversion failed)

A-V - Jens Gylland fumble recovery in endzone (Aaron Schindler run)

A-V - Cody Schultz 1 run (conversion failed)



Saturday, September 10, 2005
Boys Football

Cody Cox (Agassiz Valley)

By Craig Olson
CraigOlsonSports.com

Barnesville, MN -

Agassiz Valley Middle Linebacker **Cody Cox** has been named the Athlete of the Week for Integrity Computer Systems.

In the first win in two years for the Thunder, the defense made the difference against Walker-Hackensack-Akely, allowing 8 yards of rushing and 103 in passing. (61 positive rushing -53 in negative yards) Cody, a sophomore, had 3 quarterback sacks, 4 solo tackles, 6 assisted tackles, 6 tackles for loss, and 1 caused fumble. He also ran the ball 4 times for 25 yards.

"Cody played absolutely outstanding and is only a sophomore," said Agassiz Valley head coach **Bryan Strand**. "He is very deserving of the award of athlete of the week, and has been named as our game captain this week."

Offensive Stats vs. Walker

RUSHING	Attempts	Yards	Average per rush	Touchdowns	fumbles
Jens Gylland	13	62	4.8	1	
Aaron Schindler	20	114	5.7	1	
Cody Cox	4	25	6.3		
Anders Gylland	2	2	1.0		
Cody Schulz	9	47	5.2	1	
Jaden Cuypers	2	-8	-4.0		
Michael Brandt	0	0			
Brett Allen	0	0			

PASSING	Attempts	Completions	Yards	Average Per Pass	Touchdowns	Interceptions
Cody Schulz	5	0	0			
Jaden Cuypers	1	0	0			
Zach Olson						

RECEIVING	Receptions	Yards	Avg. Per Catch	Touchdowns
Brent Halverson				
Brett Allen				
Derek Syverson				
Kirk Anderson				
Cody Stangeland				
Jens Gylland				
Aaron Schindler				
Cody Cox				
Jaden Cuypers				
Tanner Larson				

KICKING	Type of Kick	Attempts	Yards	Avg. Per Kick
Cody Cox	Punt	3	87	29
Brent Halverson	KO	4	154	38.5

RETURNS	Number of Returns	Yards	Avg Per Return
Brandon Fankhanel	4	36	9
Derek Syverson			
Brett Allen			
Aaron Schindler	1	3	3

GAME STATS	AVT	Opponent
First Downs	10	2
Rushing	10	1
Passing	0	1
Penalty	0	0
Rushing Yards	242	-2
Passing Yards	0	106
Total Offense	242	104
Turnovers	0	3
Penalties		
Number	3	6
Yards Penalized	15	35

AVT vs. Walker
Hakensack Akely

Name	#	Solo Tackles +3	Assisted Tackles +1	Tackle for Loss +2	Tipped Pass +1	Fumble Caused +4	Fumble Recovery +3	INT +5	Sack +4	Blocked Kick +5	Tackle on Kick +3	Total Points
D. Suko	3											0
A. Gylland	4											0
D. Syverson	5	1	1					1				9
Jens Gylland	6	2	1	1			1					12
Cody Schulz	7	1	1		1							5
T. Larson	8											0
C. Stangeland	10											0
J. Cuypers	11											0
B. Fankhanel	21											0
A. Brendan	24											0
Brett Allen	27	1	4		1	1	1	1				20
D. Davidson	32											0
B. Stout	34											0
M. Brandt	35											0
Cody Cox	40	4	5	6		1			3			45
L. Peppel	43										2	6
A. Schindler	44	2	1		1							8
K. Anderson	45	1	5						1			12
Devon Brakke	50											0
T. Haugrud	51											0
Jeff Titus	52	1	1									4
Jared Nelson	53											0
J. Haglund	54	2	1								1	10
B. Lammers	55											0
T. Longtin	56	1	2									5
L. Mostue	58		2									2
G. Jensen	62		1									1
T. Jorud	65	1	5	3								14
B. Jorud	66											0
J. Holland	70											0
R. Renecker	72											0
C. Johnson	74											0
Shane Harris	76											0
Dana Brakke	78		3	2			1					10
M. Hoppe	79											0
J. Stall	80											0
A. Albright	82											0
B. Halverson	88	1	2	4					3			25
Totals		18	35	16	3	2	3	2	7	0	3	

Knights Silence Thunder In 30-0 Shutout Friday



During a recent football competition, Brett Allen carried the football dodging the opponents. He is flanked by team members Cody Cox, #40 and Derek Syverson, #5.

The new football season got off to a grand start last week as the Thunder opened with a win over Walker. This week, however, was a whole different story as the Thunder were kept quiet most of the night at Barrett last Friday. The West Central Area Knights were able to capitalize on early Agassiz Valley turnovers and convert them into points as they defeated the Thunder 30-0.

The Thunder committed two

turnovers in their first four plays. The Thunder fumbled on the second play of the game resulting in a Knight touchdown two plays later. Two plays into the next Thunder offensive series resulted in another fumble resulting in a Knight field goal. Almost before they could clear their eyes, the Thunder found themselves in a hole 10-0.

The Knights put together a good

long drive early in the second quarter and finished it off with a touchdown for a 17-0 lead. The last score of the first half for the Knights was set up by a long punt return that gave them field position near the Thunder twelve yard line. Four plays later the Knights darted in for another score.

West Central's final score of the night came early in the fourth quarter when West Central's Brady Schneeberger picked off a Thunder pass and sprinted 65 yards down the sidelines for the touchdown.

"We didn't have near the same emotion we had last week," commented Coach Strand. "A lot of credit goes to the Knights. They are a much better football team than what we saw last week and you could see the confidence level drop in a hurry when things didn't go our way in the early going. We certainly need to find ways to rise up and face these challenges."

The Thunder did not have a poor defensive effort as the score would indicate. They allowed only 170 total yards for the game with only 50 coming in the second half. The Knights had many opportunities to play with a short field because of Thunder miscues. That made it too easy for them.

Combine that with the Thunder offense that could only muster 67 yards of total offense it was no wonder the final score looked as lopsided as it was. Jens Gylland was the leading offensive player for the Thunder. He rushed for 20 yards on 11 carries. The next leading ground gainer was Brett Allen with 10 yards on two carries.

The Thunder picked up 42 yards through the air. Cody Schultz was two for five with 19 yards and Jayden Cuypers was three for nine with 23 yards and one interception. Leading receivers for the Thunder were Brett Allen with three catches for 18 yards and Jens Gylland had one catch for 14 yards.

Defensively Coach Strand wanted to highlight the play of Kirk Anderson who had five solo tackles and seven assisted tackles. He also highlighted Tanner Larson who had six solo tackles and five assisted tackles.

Coach Strand knows that the schedule does not get any easier. "We will have to work harder with the toughest part of our schedule here. Our next four games are all extremely tough and if we don't build and improve on the things we are doing wrong we won't give ourselves a chance to win. We can play with any of our next 4 opponents if we just do the simple things, tackle, block and run. We are all learning and will get better as the season progresses."

The next game for the Thunder will be against Pelican Rapids this coming Friday night at the Barnesville Sports Complex.

West Central Area 30					
Agassiz Valley 0					
WCA	10	13	0	7	
30					
Agassiz Valley	0	0	0	0	
0					
WCA-Schneeberger	6	run			
(Olson kick)					
WCA-Olson 24 FG					
WCA-Olson 35 pass from					
Magnuson (Olson kick)					
WCA-Magnuson 1 run (kick					
failed)					
WCA-Schneeberger 65					
interception return (Magnuson					
kick)					



Offensive Stats vs. West Central Area

RUSHING	<i>Attempts</i>	<i>Yards</i>	<i>Average per rush</i>	<i>Touchdowns</i>	<i>fumbles</i>
Jens Gylland	11	20	1.8		
Aaron Schindler	4	4	1.0		1
Cody Cox	2	4	2.0		
Anders Gylland	1	1	1.0		
Cody Schulz	5	-23	-4.6		
Jaden Cuypers	2	9	4.5		
Michael Brandt					
Brett Allen	2	10	5.0		
Total yards	27	25	0.9		

PASSING	<i>Attempts</i>	<i>Completions</i>	<i>Yards</i>	<i>Average Per Pass</i>	<i>Touchdowns</i>	<i>Interceptions</i>
Cody Schulz	5	2	19	9.5		
Jaden Cuypers	9	3	23	7.7		1
Zach Olson						

RECEIVING	<i>Receptions</i>	<i>Yards</i>	<i>Avg. Per Catch</i>	<i>Touchdowns</i>
Brent Halverson	1	10	10	
Brett Allen	3	18	6	
Derek Syverson				
Kirk Anderson				
Cody Stangeland				
Jens Gylland	1	14	14	
Aaron Schindler				
Cody Cox				
Jaden Cuypers				
Tanner Larson				

KICKING	<i>Type of Kick</i>	<i>Attempts</i>	<i>Yards</i>	<i>Avg. Per Kick</i>
Cody Cox	Punt	8	248	31
Brent Halverson	KO			
Casey Johnson	KO	1	45	45

RETURNS	<i>Number of Returns</i>	<i>Yards</i>	<i>Avg Per Return</i>
Brandon Fankhanel	4	20	5
Derek Syverson	1	5	5
Brett Allen	1	20	20
Aaron Schindler			

GAME STATS	<i>AVT</i>	<i>Opponent</i>
First Downs	3	5
Rushing	1	2
Passing	1	2
Penalty	1	1
Rushing Yards	27	99
Passing Yards	42	78
Total Offense	69	177
Turnovers	3	0
Penalties		
Number	7	6
Yards penalized	45	45

AVT vs. West Central Area

Name	#	Solo Tackles +3	Assisted Tackles +1	Tackle for Loss +2	Tipped Pass +1	Fumble Caused +4	Fumble Recovery +3	INT +5	Sack +4	Blocked Kick +5	Tackle on Kick +3	Total Points
D. Suko	3											0
A. Gylland	4											0
D. Syverson	5	1	1									4
Jens Gylland	6	1	1									4
Cody Schulz	7	1	1									4
T. Larson	8	6	5									23
C. Stangeland	10	1	1									4
J. Cuypers	11											0
B. Fankhanel	21											0
A. Brendan	24											0
Brett Allen	27		3								1	6
D. Davidson	32											0
B. Stout	34											0
M. Brandt	35											0
Cody Cox	40	1	4								2	13
L. Peppel	43	5	2								1	20
A. Schindler	44	2	2									8
K. Anderson	45	6	7		1						1	29
Devon Brakke	50											0
T. Haugrud	51											0
Jeff Titus	52											0
Jared Nelson	53											0
J. Haglund	54	5	2								2	23
B. Lammers	55		1									1
T. Longtin	56											0
L. Mostue	58										1	3
G. Jensen	62											0
T. Jorud	65	2	2								2	14
B. Jorud	66											0
J. Holland	70											0
R. Renecker	72	1	1									4
C. Johnson	74											0
Shane Harris	76											0
Dana Brakke	78	1	1								2	10
M. Hoppe	79		1									1
J. Stall	80											0
A. Albright												0
B. Halverson	88	1	1	1					1			10
Totals		34	36	1	1	0	0	0	1	0	12	

Pelican's Big Plays Drop Thunder In HOL Action



The action was heavy on the line of scrimmage all night for both the Thunder and the Vikings. The Pelican Rapids veteran squad eventually wore down the AVT defenders.

Pelican Rapids traveled to Barnesville last Friday night for another HOL football match-up with the Thunder. The Vikings used several big plays and took advantage of some costly turnovers to defeat the Agassiz Valley team 35-6.

Pelican has some very impressive athletes with several years of varsity football experience under their belts. Their athleticism and experience showed as they capitalized on big plays in this game.

For example, with the Vikings threatening to stall on their first drive of the first half, veteran quarterback Tyler Scott hit 6'6" split end Taylor Huseby on a third and 25 play. The ball was perfectly thrown and landed between two Thunder defenders into Huseby's hands for a 48-yard pass play. Later in the first quarter Scott hit Huseby again for another long gainer, this one covered 55-yards for another score.

The Thunder answered with a big play of their own in the first quarter. Thunder quarterback Cody Schulz hit wide receiver Brett Allen on a 67-yard pass play for the Thunder touchdown.

The encouraging thing for the Thunder defense was that those two pass plays were the only significant plays of the first half for the Vikings. The Thunder offense sustained several good drives in the first half, but stalled around the 20-yard line and could not score again.

Coach Strand had these comments about the game: "I was very pleased with our first half of play. We moved the ball, but turnovers hurt us again. We had key injuries again. Aaron Schindler went down again in the first half this time with a cut in his hand that required seven stitches and we lost him for the game. Cody Cox sprained his ankle in the second quarter and we lost him for the

our fundamentals such as tackling and blocking."

The lopsided score is not a good indicator of the type of game that it was. The only extended drive for Pelican came on the first drive of the second half when the Vikings drove the length of the field after receiving the opening kick-off. Running back Zach Lundquist punched it in from two yards away to make the score 21-6.

On the next offensive series the Thunder stalled and were forced to punt. The Thunder mishandled the snap allowing the Vikings to take over inside the Thunder five-yard line. Lundquist once again scored from the two yard line to make the score 28-6.

Adding insult to injury, the Vikings tacked on one more score as quarterback Tyler Scott found his favorite target, Taylor Huseby, for another touchdown pass, this one covering 23 yards. Huseby finished the night with four catches that covered 133 yards. Scott finished the night completing 11 of 14 pass attempts for a total of 216 yards. Zach Lundquist and Nick Sorum did most of the damage on the ground for the Vikings as they ran for 83 yards and 86 yards respectively.

The Thunder were led offensively by Cody Cox. The sophomore fullback ran for 46 yards on eight carries. Jens Gylland had 38 yards on 13 carries. Quarterback Cody Schulz connected on five passes out of 18 attempts for 125 yards. Brett

Coach Strand wanted to call attention to the improved play by the offensive line made of Jeff Titus, Troy Longtin, Tanner Jorud, Dana Brakke and Bryan Lammers.

He also expressed how well line coach Phil Trowbridge has worked to prepare these guys and the improvement over last week.

Defensively for the Thunder, nose guard Tanner Jorud and middle linebacker Cody Cox led the way. They each totaled 20 defensive points. Cornerback Brett Allen contributed 18 defensive points. Jared Haglund and Kirk Anderson each added 15 defensive points.

The Thunder now look ahead to the long road trip north to Roseau this coming Friday night. Coach Strand adds about this week, "The kids are believing in themselves and the coaches are doing a better job each week preparing them. We have a tough contest again this Friday night as we travel to Roseau who played both WCA and Pelican to the wire before losing. We will have to work hard, but it is a game we can give ourselves a chance to win if we eliminate the mistakes."

The Thunder record now stands at 1-2 for the season and 0-2 in the HOL. Pelican Rapids remains undefeated at 3-0 and 2-0 in the conference.

Scoring Summary

Pelican	14	0	14	7	35
AVT	6	0	0	0	6

1st - PR - Taylor Huseby 48 yard pass from Tyler Scott (Porfirio Diaz kick)

1st - PR - Taylor Huseby 55 yard pass from Tyler Scott (Porfirio Diaz kick)

1st - AV - Brett Allen 67 yard pass from Cody Schulz (PAT failed)

3rd - PR - Zach Lundquist 2 yard run (Porfirio Diaz kick)

3rd - PR - Zach Lundquist 2 yard run (Porfirio Diaz kick)

4th - PR - Taylor Huseby 23 yard pass from Tyler Scott (Porfirio Diaz kick)



Saturday, September 17, 2005
Boys Football

Huseby Hauls in 3 TD Passes as Vikings Top Thunder

By Craig Olson
CraigOlsonSports.com

Barnesville, MN - **Taylor Huseby** hauled in three touchdown passes from **Tyler Scott** as the Pelican Rapids Vikings defeated Agassiz Valley by a score of 35-6 on Friday night in Barnesville. Huseby caught 4 passes for 133 yards and Scott completed 11 of 14 passes for 216 yards.

"Our first touchdown was set up after the Thunder fumbled on the second play of the game," said Pelican Rapids head coach **David Haugen**. "We had a couple of bad plays and penalties putting us into a third and thirty when Tyler hit Taylor down the right side line for our first score of the game. This was a well thrown ball hitting Taylor in stride as he got beyond the defense."

Agassiz Valley came right back with a big scoring play of their own as **Brett Allen** caught a 67 yard pass from **Cody Schulz**. Schulz was 5 for 16 throwing the ball for a total of 125 yards.

Pelican Rapids answered that TD with another big play as Scott connected with Huseby on a 55 yard pass play. When **Porfirio Diaz** added his second PAT kick of the opening quarter, the Vikings took a 14-6 lead.

The second quarter was scoreless but it didn't take Pelican Rapids long to score in the second half as they went on an eight play scoring drive on their first possession of the third quarter. **Nick Sorum** got the half off to a great start for the Vikings, running for a 31 yard gain on the first play. **Zach Lundquist** finished the drive with a two yard touchdown run and Diaz booted another extra point.

The Pelican Defense held Agassiz Valley to a three and out on their first possession of the second half. The punt snap went over the head of the punter and the Vikings tackled him at the two yard line. Lundquist took the ball into the end zone for another touchdown on the first offensive play.

Pelican Rapids added a fourth quarter score when Scott hit Huseby on a 23 yard slant pattern and Diaz booted the PAT.

"Agassiz Valley played well and seemed to have an upper hand in a lot of ways except that we had the lead," commented coach Haugen. "They were able to capitalize on some key plays, like a fake punt that kept things going for them. We actually defended the fake pretty well and tipped the pass, but it ended up in the receiver's hands. The stats and score don't tell the story as to how competitive the game was. We were able to make some adjustments in both schemes and attitude at the half that allowed us to take some control of the game in the third quarter."

The Pelican Rapids defense allowed only two first downs in the second half for the second game in a row. **Nathan Shulstad** was a disruptive force on defense, coming up with four tackles, a forced fumble and a fumble recovery. **Mitch Johnson** was in on ten tackles, including nine solo tackles, and Lundquist broke up a pass and was in on seven tackles.

Pelican Rapids had 397 yards in offense with 181 rushing yards and 216 through the air. Sorum ran for 86 yards on 9 carries and Lundquist had 83 yards on 15 attempts. Sorum also caught three passes for 36 yards

and Shulstad came up with four catches for 47 yards.

Jens Gylland led Agassiz Valley with 28 yards on 12 carries and **Cody Cox** finished with 22 yards on 8 rushing attempts. **Kirk Anderson** caught three passes for 48 yards. The Thunder had 58 rushing yards and 125 passing yards for 183 yards of total offense.

The Vikings take a 3-0 record into their homecoming game on Friday with West Central Area. Agassiz Valley is 1-2 as they travel to Roseau on Friday.

GAME NOTES:

	1	2	3	4	F
Pelican Rapids	14	0	14	7	35
Agassiz Valley	6	0	0	0	6

SCORING SUMMARY

1st - PR - **Taylor Huseby** 48 yard pass from **Tyler Scott** (**Porfirio Diaz** kick)
 1st - PR - **Taylor Huseby** 55 yard pass from **Tyler Scott** (**Porfirio Diaz** kick)
 1st - AV - **Brett Allen** 67 yard pass from **Cody Schulz** (PAT failed)
 3rd - PR - **Zach Lundquist** 2 yard run (**Porfirio Diaz** kick)
 3rd - PR - **Zach Lundquist** 2 yard run (**Porfirio Diaz** kick)
 4th - PR - **Taylor Huseby** 23 yard pass from **Tyler Scott** (**Porfirio Diaz** kick)

STATS

Rushing

PR, **Nick Sorum** 9-86, **Zach Lundquist** 15-83, **Joe Erickson** 3-15
 AV, **Jens Gylland** 12-28, **Cody Cox** 8-22

Receiving

PR, **Taylor Huseby** 4-133, **Nathan Shulstad** 4-47, **Nick Sorum** 3-36
 AV, **Brett Allen** 1-67, **Kirk Anderson** 3-48

Passing

PR, **Tyler Scott** 11-14-3-0-216 yards
 AV, **Cody Schulz** 5-16-1-1-125 yards

Offensive Stats vs. Pelican Rapids


RUSHING	<i>Attempts</i>	<i>Yards</i>	<i>Average per rush</i>	<i>Touchdowns</i>	<i>fumbles</i>	
Jens Gylland	13	38	2.9			
Aaron Schindler						
Cody Cox	8	46	5.8			
Anders Gylland						
Cody Schulz	11	2	0.2			
Jaden Cuypers	4	13	3.3			
Michael Brandt						
Brett Allen						
Total yards	36	99	2.8			
PASSING	<i>Attempts</i>	<i>Completions</i>	<i>Yards</i>	<i>Average Per Pass</i>	<i>Touchdowns</i>	<i>nterceptions</i>
Cody Schulz	18	5	122	24.4	1	1
Jaden Cuypers						
Zach Olson						
RECEIVING	<i>Receptions</i>	<i>Yards</i>	<i>Avg. Per Catch</i>	<i>Touchdowns</i>		
Brent Halverson						
Brett Allen	1	67		1		
Derek Syverson						
Kirk Anderson	3	46				
Cody Stangeland						
Jens Gylland	1	9				
Aaron Schindler						
Cody Cox						
Jaden Cuypers						
Tanner Larson						
KICKING	<i>Type of Kick</i>	<i>Attempts</i>	<i>Yards</i>	<i>Avg. Per Kick</i>		
Cody Cox	Punt	1	20	20		
Brent Halverson	KO					
Casey Johnson	KO	2	90	45		
Jens Gylland	Punt		125	25		
RETURNS	<i>Number of Returns</i>	<i>Yards</i>	<i>Avg Per Return</i>			
Brandon Fankhanel	1	6	6			
Derek Syverson	1	0	0			
Brett Allen	4	94	23.5			
Aaron Schindler						
Cody Schulz	1	15	15			
Anders Gylland	1	16	16			
GAME STATS	<i>AVT</i>	<i>Opponent</i>	<i>Time of Possession</i>	<i>AVT</i>	<i>Opponent</i>	
First Downs	6	8		25:01	22:59	
Rushing	2	7				
Passing	3	1	Fumbles/Lost	5/2	2/1	
Penalty	1	0				
Rushing Yards	99	118				
Passing Yards	122	211				
Total Offense	221	329				
Turnovers	3	1				
Penalties						
Number	5	8				
Yards penalized	20	70				

AVT vs. Pelican Rapids

Name	#	Solo Tackles +3	Assisted Tackles +1	Tackle for Loss +2	Tipped Pass +1	Fumble Caused +4	Fumble Recovery +3	INT +5	Sack +4	Blocked Kick +5	Tackle on Kick +3	Total Points
D. Suko	3											0
A. Gylland	4											0
D. Syverson	5	2										6
Jens Gylland	6											0
Cody Schulz	7	1	2									5
T. Larson	8	1	1	1							1	9
C. Stangeland	10											0
J. Cuypers	11											0
B. Fankhanel	21											0
A. Brendan	24											0
Brett Allen	27	5	1		2							18
D. Davidson	32											0
B. Stout	34											0
M. Brandt	35											0
Cody Cox	40	5	5									20
L. Peppel	43											0
A. Schindler	44	1	2									5
K. Anderson	45	2	6				1					15
Devon Brakke	50											0
T. Haugrud	51											0
Jeff Titus	52	1										3
Jared Nelson	53											0
J. Haglund	54	2	3	1					1			15
B. Lammers	55											0
T. Longtin	56											0
L. Mostue	58	3										9
G. Jensen	62	1		1					1			9
T. Jorud	65	3	2	1					1		1	20
B. Jorud	66											0
J. Holland	70											0
R. Renecker	72	1										3
C. Johnson	74											0
Shane Harris	76											0
Dana Brakke	78	1	1									4
M. Hoppe	79											0
J. Stall	80											0
A. Albright												0
B. Halverson	88	1		1					1			9
Totals		30	23	5	2	0	1	0	4	0	2	



Quarterback Cody Schulz looks for an open receiver on the option play. Eventually he pulled down the football, tucked it away and ran for a good gain.



Walker-Hackensack-Akeley quarterback had little time to develop a play as Trojan defenders Tanner Jorud, #65 and Kirk Anderson, #45.

The Agassiz Valley's recent trip up north last Friday night was one filled with mistakes. The visiting Thunder were more than accommodating to the host Roseau Rams by turning the ball over seven times. Roseau made their first quarter touchdown and extra point hold up for the whole game as they prevailed 7-0 in Heart O'Lakes football action.

The Thunder defense was called on time after time to hold back the Rams. The Thunder found ways to shoot themselves in the foot by throwing four interceptions and losing three fumbles.

The first turnover occurred when the Thunder were trying to move the ball on their second series. A bad pitch on a sweep play resulted in a fumble recovery for the Rams on the Thunder 35 yard line. One 20-yard running play and several short blasts up the middle led to the only score of the night for either team.

"This was a game I thought if we played well we would give ourselves a chance to win," commented Coach Strand, "and we played poorly and we still had a chance to win in the fourth quarter."

Roseau had previously lost in close contests to the past two Thunder opponents. Roseau lost by less than a touchdown to both West Central and Pelican Rapids in the previous weeks. The Thunder, on the other hand, had lopsided defeats to both of those teams.


The Thunder held Roseau to just 130 yards of offense, mostly on the ground. The Rams never could get a sustained drive going. Roseau came into the game with the majority of their yards coming through the air. "The defense was almost flawless on the night," added Coach Bryan Strand.

Even though the Thunder made it very difficult to win the game, with the number of errors, they still had a chance to win with three minutes remaining in the fourth quarter. Agassiz Valley forced Roseau to punt the ball from their own 15 yard line back to the Thunder. What proved to be the par for the night, the Thunder fumbled the punt return and gave it right back to Roseau at Agassiz Valley's 40-yard line.

The Thunder defense came up big again and forced the Rams to punt one more time, but this time the Thunder received the ball at their own 10-yard line with too much field to cover in too little time.

The end result was a 7-0 loss to Roseau and a long and frustrating drive home for the Thunder.

AV Thunder Turns Over Game To Roseau Rams



The football is up for grabs during a recent football game. Jens Gylland, #6 heads into the fray. Bryan Lammers, #55, and Brent Halverson, #88 block out the opponents.

Offensively the Thunder were led by Cody Cox. The sophomore fullback rushed for 66 yards on 11 carries, while halfback Jens Gylland ran for 46 yards on eight carries. Quarterback Cody Schulz connected on two of 12 passes for 36 yards. The biggest offensive play of the night came on a 34 yard pass play from Schulz to wide receiver Brett Allen.

The defensive leader for the Thunder was linebacker Cody Cox who tallied five solo tackles and seven assisted tackles. Cornerback Brett Allen collected three solos and five assisted tackles. Linebacker Aaron Schindler had three solos, four assisted tackles, and two tipped passes.

Coach Strand also praised lineman Troy Longtin for solid play on both offense and defense.

Defensive ends Dana Brakke and Tanner Larson played solidly all night as well.

The loss is the third in a row for the Thunder, and their record now stands at 1-3. Their next action will be at Perham next Friday night. Perham was ranked ninth in the State Class 3A in last week's poll and are still undefeated on the season.



Quarterback Cody Schulz takes the football off the snap while Darrin Zimmerman, #2, runs to receive.



Wednesday, September 28, 2005
Boys Football

Turnovers Contribute to Thunder Defeat

By Craig Olson
CraigOlsonSports.com

Roseau, MN - Seven turnovers contributed to the downfall of the Agassiz Valley football team on Friday night as they lost to Roseau by a score of 7-0 to fall to 1-3 on the season. The Thunder have now turned the ball over 13 times in their three losses.

"It's frustrating to the team and the coaches because of the fact that we are playing such great defense that we could have easily been in a position to win that game," said Agassiz Valley head coach **Bryan Strand**.

Agassiz Valley allowed only 156 total yards to the Rams on Friday night, 130 rushing and 26 passing. The Thunder have the third best defense in the Heart O' Lakes Conference, but their offense has been non-existent and self destructive.

Cody Cox ran for 66 yards on eleven carries and **Jens Gylland** had 46 yards on eight carries as Agassiz Valley had 111 rushing yards and 36 passing yards.

Agassiz Valley will travel to Perham for a game at seven o'clock Friday night against the ninth-ranked team in Class 3A.

GAME NOTES:

No game notes to report

Offensive Stats vs. Roseau

RUSHING	Attempts	Yards	Average per rush	Touchdowns	fumbles
Jens Gylland	8	46	5.8		
Aaron Schindler					
Cody Cox	11	66	6.0		
Anders Gylland	1	2			
Cody Schulz	11	-3	-0.3		2
Jaden Cuypers					
Michael Brandt					
Brett Allen					
Zach Olson	1	0			1
Total yards	32	111			

PASSING	Attempts	Completions	Yards	Average Per Pass	Touchdowns	Interceptions
Cody Schulz	12	2	36	18.0		4
Jaden Cuypers						
Zach Olson						

RECEIVING	Receptions	Yards	Avg. Per Catch	Touchdowns
Brent Halverson				
Brett Allen	1	34		
Derek Syverson				
Kirk Anderson				
Cody Stangeland	1	2		
Jens Gylland				
Aaron Schindler				
Cody Cox				
Jaden Cuypers				
Tanner Larson				

KICKING	Type of Kick	Attempts	Yards	Avg. Per Kick
Cody Cox	Punt	4	147	36.75
Brent Halverson	KO			
Casey Johnson	KO	1	45	45

RETURNS	Number of Returns	Yards	Avg Per Return	Fumbles
Brandon Fankhan	3	0	0	1
Derek Syverson	1	0	0	1
Brett Allen				
Aaron Schindler				
Cody Schulz				
Anders Gylland	2	28	14	

GAME STATS	AVT	Opponent	Time of Possession	AVT	Opponent
First Downs	8	8			
Rushing	6	7		21:22	26:38
Passing	1	1	Fumbles/Lost	4/3	3/2
Penalty	1				
Rushing Yards	111	130			
Passing Yards	36	26			
Total Offense	147	156			
Turnovers	7	2			
Penalties					
Number	3	5			
Yards penalized	25	45			

AVT vs. Roseau

Name	#	Solo Tackles +3	Assisted Tackles +1	Tackle for Loss +2	Tipped Pass +1	Fumble Caused +4	Fumble Recovery +3	INT +5	Sack +4	Blocked Kick +5	Tackle on Kick +3	Total Points
D. Suko	3	1	1				1				1	10
A. Gylland	4											0
D. Syverson	5	1	1	1								6
Jens Gylland	6											0
Cody Schulz	7	1										3
T. Larson	8	5	2	1								19
C. Stangeland	10											0
J. Cuypers	11											0
B. Fankhanel	21											0
A. Brendan	24											0
Brett Allen	27	3	5									14
D. Davidson	32											0
B. Stout	34											0
M. Brandt	35											0
Cody Cox	40	5	8									23
L. Peppel	43		3									3
A. Schindler	44	3	4		2							15
K. Anderson	45	4	3		1						1	19
Devon Brakke	50											0
T. Haugrud	51											0
Jeff Titus	52		4									4
Jared Nelson	53											0
J. Haglund	54		5				1					8
B. Lammers	55		1									1
T. Longtin	56	1	1	1					1			10
L. Mostue	58											0
G. Jensen	62											0
T. Jorud	65	3	2									11
B. Jorud	66											0
J. Holland	70											0
R. Renecker	72											0
C. Johnson	74											0
Shane Harris	76											0
Dana Brakke	78	2	5	2					1			19
M. Hoppe	79											0
J. Stall	80											0
A. Albright												0
B. Halverson	88											0
Totals		29	45	5	3	0	2	0	2	0	2	

advantage of Agassiz Valley miscues to score early and often en route to a 54-8 drubbing of the Thunder last Friday night in Perham.

The lop-sided score really is not a good indication of the events that took place on the field. Yes, Perham is an excellent football team that is undefeated and ranked in the top 10 in Class 3A in Minnesota. But the events that allowed them to score their early points were primarily gifts from the Thunder.

It took Perham nearly eight minutes to drive the football down the field and score their first touchdown. Blue-chip quarterback Caleb Anderson rushed in from three yards away for the score. On the next series the Thunder mishandled the ball and in the scramble to recover it they were tackled in the end zone for a safety.

Following the free kick after the safety, Perham returned the ball to the 15 yard line setting up the next touchdown - a 10 yard pass from Anderson to Lindemann.

On the next offensive series the Thunder fumbled the ball again giving it back to the Yellowjackets deep in Thunder territory. Before the dust had settled on the early flurry, the Thunder found themselves behind 21-0.

Later in the first half, the Thunder mishandled the snap on a punt attempt. As punter Cody Cox scrambled to pick up the ball and kick it, Perham blocked it and ran it into the end zone for another touchdown. Perham took a 35-0 lead into the locker room at half-time. Perham's other touchdown came on another pass from to Anderson to Lindemann prior to the punt block.

Perham Quiets Thunder In A Lopsided Contest



Thunder fans support their team throughout the season. Agassiz Valley Thunder was defeated by Perham 54-8 in their last competition on the road.

"Perham is an excellent team, but we made them look awfully good. We need to play almost perfect to stay in the game against a good team like Perham. We continued to set the table for them to succeed, and I keep hoping that we will overcome this," commented Coach Bryan Strand.

In the second half Perham scored one touchdown in the third period and two in the fourth quarter. The final score came after Perham had received the ball on downs after the Thunder failed near midfield on fourth down. With less than 40 seconds to play the Yellowjackets tackled on one more score on a run from 44 yards away.

The only score for the Thunder came early in the fourth period when quarterback Cody Schulz rolled out and found fullback Cody Cox open in the end zone. Cox made an

acrobatic catch in the end zone on Schulz's pass from eight yards away. Halfback Jens Gylland dashed in for the two point conversion.

Perham amassed a total of 371 yards on the night compared to 231 total yards for the Thunder. The total yards comparison gives the edge to Perham, but the yardage certainly does not indicate the kind of lop-sided score that was posted. Two costly turnovers and a punt block made life easier for the Yellowjackets.

The Thunder had 160 yards rushing. Jens Gylland ran up 90 yards on 11 carries. Aaron Schindler had 32 yards on seven carries and Jaden Cuypers had 31 yards on seven carries.

Cody Schulz completed six of 15 passes for 71 yards. Nearly half of those yards came on one pass play when Schulz hit tight end Brent Halverson covering 34 yards.

Defensively, the Thunder were led by strong safety Kirk Anderson and defensive end Tanner Larson. Anderson posted seven solo tackles and assisted on four others.

"We have played a very difficult part of our schedule and we now are more banged up than I would like to see. Hopefully we can get heated

up and have learned through these recent weeks. If we can clean up our mistakes we can take care of DGF on Friday night. Our guys know that they can beat DGF and Frazee next week, and finally Breckenridge in the Fargodome the final week."

Perham improves their record to 5-0 and the Thunder fall to 1-4. Next up for the Thunder will be DGF in Barnesville this coming Friday night for the Thunder Homecoming game.

Perham	21	14	6	13	54
AV	0	0	0	8	8

Perham - C. Anderson 3 run (kick failed)

Perham - Safety

Perham - Lindemann 10 pass from C. Anderson (kick failed)

Perham - Schroeder 5 run (Guehna kick)

Perham - Lindemann 11 pass from C. Anderson (Guehna kick)

Perham - A. Getty 38 punt return (Guehna kick)

Perham - D. Anderson 14 run (kick failed)

Agassiz Valley - Cody Cox 8 pass from Cody Schulz (Jens Gylland run)

Perham - Hendrickson 31 run (kick failed)

Perham - T.J. Getty 44 run (Burhn kick)

Offensive Stats vs. Perham

RUSHING	Attempts	Yards	Average per rush	Touchdowns	fumbles	
Jens Gylland	11	90	8.2		1	
Aaron Schindler	7	32				
Cody Cox	2	3	1.5			
Anders Gylland	0	0				
Cody Schulz	2	3	1.5		1	
Jaden Cuypers	7	31				
Michael Brandt						
Brett Allen	1	-3				
Zach Olson						
Total yards	30	156	5.2			
PASSING	Attempts	Completions	Yards	Average Per Pass	Touchdowns	Interceptions
Cody Schulz	15	7	78	11.1	1	1
Jaden Cuypers						
Zach Olson						
RECEIVING	Receptions	Yards	Avg. Per Catch	Touchdowns		
Brent Halverson	1	34	34			
Brett Allen	2	9	4.5			
Derek Syverson						
Kirk Anderson	1	9	9			
Cody Stangeland						
Jens Gylland	1	11	11			
Aaron Schindler						
Cody Cox	1	8	8	1		
Jaden Cuypers						
Tanner Larson						
Brandon Fankhanel	1	7	7			
KICKING	Type of Kick	Attempts	Yards	Avg. Per Kick		
Cody Cox	Punt	2	68	34.0		
Brent Halverson	KO					
Casey Johnson	KO	3	146	48.7		
RETURNS	Number of Returns	Yards	Avg Per Return	Fumbles		
Brandon Fankhanel	3	53	17.7			
Derek Syverson				1		
Brett Allen	5	105	21			
Aaron Schindler						
Cody Schulz						
Anders Gylland						
Jens Gylland	1	22	22			
GAME STATS	AVT	Opponent	Time of Possession	AVT	Opponent	
First Downs	10	14		23:42	24:18	
Rushing	7	8				
Passing	3	6	Fumbles/Lost	2/1		
Penalty						
Rushing Yards	156	233				
Passing Yards	78	138				
Total Offense	234	371				
Turnovers	2	0				
Penalties						
Number	5	4				
Yards penalized	25	25				

AVT vs. Perham

Name	#	Solo Tackles +3	Assisted Tackles +1	Tackle for Loss +2	Tipped Pass +1	Fumble Caused +4	Fumble Recovery +3	INT +5	Sack +4	Blocked Kick +5	Tackle on Kick +3	Total Points
D. Suko	3	0	3									3
A. Gylland	4											0
D. Syverson	5		4		1							5
Jens Gylland	6											0
Cody Schulz	7											0
T. Larson	8	2	4								2	16
C. Stangeland	10											0
J. Cuypers	11											0
B. Fankhanel	21											0
A. Brendan	24											0
Brett Allen	27	5	2	1								19
D. Davidson	32											0
B. Stout	34											0
M. Brandt	35											0
Cody Cox	40	4	2									14
L. Peppel	43	1										3
A. Schindler	44	2	2									8
K. Anderson	45	7	2									23
Devon Brakke	50											0
T. Haugrud	51											0
Jeff Titus	52		1									1
Jared Nelson	53	1	3	1								8
J. Haglund	54		2									2
B. Lammers	55	1										3
T. Longtin	56	1										3
L. Mostue	58											0
G. Jensen	62		1									1
T. Jorud	65		3									3
B. Jorud	66											0
J. Holland	70											0
R. Renecker	72											0
C. Johnson	74		1									1
Shane Harris	76											0
Dana Brakke	78		1									1
M. Hoppe	79		1									1
J. Stall	80											0
A. Albright												0
B. Halverson	88											0
Totals		24	32	2	1	0	0	0	0	0	2	



Sunday, October 9, 2005
Boys Football

Thunder Fall to D-G-F in Home Finale

By Craig Olson
CraigOlsonSports.com

Barnesville, MN - The Agassiz Valley Thunder fell to Dilworth-Glyndon-Felton in their home finale on Friday night. The Rebels defeated the Thunder 27-14, handing Agassiz Valley their fifth straight loss.

"We played a good game but mistakes really cost us," stated Agassiz Valley head coach **Bryan Strand**. "We fell behind right away as they broke a 53 yard run on us on the first play of the game. We turned the ball over four times in the first half."

D-G-F made the turnovers hurt as they built a 27-8 lead at the half. The Rebels had 107 yards rushing and 122 yards passing in the first half.

Right before the half Agassiz Valley switched quarterbacks and **Jaden Cuypers** hit **Brent Halverson** on a fourteen yard TD pass and then Cuypers ran in the two point conversion. After the defense held D-G-F, forcing a punt, the Thunder tried to set up a screen but the Rebels picked off the pass and ran it in for the final score of the first half.

Cody Schulz came back in at quarterback to start the second half and led the Thunder to another TD on their opening drive of the third quarter. Schulz plunged in from the one yard line on a quarterback sneak and the two point conversion attempt failed.

Agassiz Valley held the Rebels to only 35 rushing yards and 57 passing yards in the second half and did not allow any points over the final two quarters of play.

"D-G-F is a good team and they are very well coached," noted Strand. "We can't give them the chances we did in the first half and expect to win."

The Thunder were led by **Cody Cox** who rushed for 105 yards on 13 carries and **Jens Gylland** who had 15 attempts and 54 yards rushing. Schulz and Cuypers were a combined 2-10 with three interceptions. Agassiz Valley had a total of 175 yards rushing on the night and had 12 first downs to 11 for the Rebels. The Thunder also had the ball for 26:06 of the game compared to 21:54 for D-G-F.

Agassiz Valley (1-5) will play at Frazee (1-5) on Friday night.

GAME NOTES:

	1	2	3	4	F
Dilworth-Glyndon-Felton	7	20	0	0	27
Agassiz Valley	0	8	6	0	14

D-G-F 27, Agassiz Valley 14

Offensive Stats vs. DGF

RUSHING	Attempts	Yards	Average per rush	Touchdowns	fumbles		
Jens Gylland	15	54	3.6		2		
Aaron Schindler	7	9	1.3				
Cody Cox	13	105	8.1				
Anders Gylland							
Cody Schulz	8	5	0.6	1			
Jaden Cuypers	1	4	4.0				
Michael Brandt							
Brett Allen							
Zach Olson							
Total yards	44	177	4.0				
PASSING	Attempts	Completions	Yards	Average Per Pass	Touchdowns	Interceptions	
Cody Schulz	8	1	27	27.0	0	2	
Jaden Cuypers	2	1	14	14.0	1	1	
Zach Olson							
RECEIVING	Receptions	Yards	Avg. Per Catch	Touchdowns			
Brent Halverson	1	14	14		1		
Brett Allen	1	27	27				
Derek Syverson							
Kirk Anderson							
Cody Stangeland							
Jens Gylland							
Aaron Schindler							
Cody Cox							
Jaden Cuypers							
Tanner Larson							
Brandon Fankhanel							
KICKING	Type of Kick	Attempts	Yards	Avg. Per Kick			
Cody Cox	Punt	2	60	30.0			
Brent Halverson	KO						
Casey Johnson	KO	3	159	53.0			
RETURNS	Number of Returns	Yards	Avg Per Return	Fumbles			
Brandon Fankhanel	2	7	3.5				
Derek Syverson	1	4	4				
Brett Allen	1	25	25				
Aaron Schindler							
Cody Schulz							
Anders Gylland							
Jens Gylland							
Kirk Anderson	1	20	20				
GAME STATS	AVT	Opponent			Time of Possession	AVT	DGF
First Downs	12	11					
Rushing	8	5				26:06	21:54
Passing	1	6			Fumbles/Lost	2/1	4/2
Penalty	3						
Rushing Yards	177	142					
Passing Yards	41	179					
Total Offense	218	321					
Turnovers	4	2					
Penalties							
Number	2	8					
Yards penalized	15	75					

AVT vs. DGF

Name	#	Solo Tackles +3	Assisted Tackles +1	Tackle for Loss +2	Tipped Pass +1	Fumble Caused +4	Fumble Recovery +3	INT +5	Sack +4	Blocked Kick +5	Tackle on Kick +3	Total Points
D. Suko	3											0
A. Gylland	4											0
D. Syverson	5	3	3									12
Jens Gylland	6											0
Cody Schulz	7											0
T. Larson	8	1	3									6
C. Stangeland	10	1									1	6
J. Cuypers	11											0
B. Fankhanel	21											0
A. Brendan	24											0
Brett Allen	27	4	2	1	1							17
D. Davidson	32											0
B. Stout	34											0
M. Brandt	35											0
Cody Cox	40	5	7	1								24
L. Peppel	43	2	7									13
A. Schindler	44	2	2		1							9
K. Anderson	45		4									4
Devon Brakke	50											0
T. Haugrud	51											0
Jeff Titus	52											0
Jared Nelson	53	4	1	2			2		1			27
J. Haglund	54	4	5	1		1			1			27
B. Lammers	55											0
T. Longtin	56		1									1
L. Mostue	58		1									1
G. Jensen	62											0
T. Jorud	65	1	1								2	10
B. Jorud	66											0
J. Holland	70											0
R. Renecker	72											0
C. Johnson	74											0
Shane Harris	76											0
Dana Brakke	78		2									2
M. Hoppe	79											0
J. Stall	80											0
A. Albright												0
B. Halverson	88	1	1	2								8
Totals		28	40	7	2	1	2	0	2	0	3	

Agassiz Valley Thunder Lose At Frazee To Hornets

The Thunder saw their chance to pull out of the doldrums this past week as they traveled to Frazee for another HOL match-up. The Thunder's chance of winning their second game of the season was thwarted early in the game and the Hornets came away with the win 18-0.

Both the Thunder and the Hornets had not won since the opening weekend of the season. Each team saw this as a golden opportunity to get back on the winning trail.

The dark cloud that seems to hover over the Thunder team in recent weeks was evidenced again by the events in the early part of the game. For example, Frazee's Derek Shipman hauled in a Dylan Savary pass that covered 80 yards on the first play from the line of scrimmage for a touchdown to set the Thunder in the hole from the get-go.

On Frazee's next possession, after the Thunder failed to move the ball on their first possession, they were forced to punt the ball back to Agassiz Valley. The Thunder fumbled the punt and Frazee recovered on the Thunder eight-yard line. Several plays later they scored again, Frazee 12 - Thunder 0.


The next offensive series quarterback Cody Schulz was sacked and fumbled the ball back to Frazee. They recovered the ball inside the Thunder 10-yard line. After forcing Frazee into a fourth down situation Savary connected with Shipman again for the touchdown making it 18-0. There was no more scoring for the rest of the game.

All of Frazee's points came early in the game off Thunder miscues. The Thunder were not able to produce the firepower to come back from such a deficit.


"We just can't get over that hump as far as not making mistakes early in the game," Coach Strand said. "It was a very frustrating loss knowing

that because of mistakes, again we lost. We did not get outplayed, we simply did not make the plays when we had the chances to. We had more yards rushing than them, and had more yards passing with the exception of that 80 yard play on the first play of the game."

The three turnovers haunted the Thunder once again. The Thunder put together several good drives, down the field, but could not ever,



Agassiz Valley linemen execute their plays during recent football competitions. Fumbles and mistakes have plagued the teams bid for wins in this fall sports season.



Another drive in the third period brought the Thunder down to the 15-yard line of Frazee, but the Thunder had to give the ball over on downs.

Offensively for the game, Jens Gylland was the leading ground gainer as he rushed for 41 yards on 11 carries. Aaron Schindler ran for 29 yards on six carries. The Thunder totaled 119 yards on the

ground compared to 111 for Frazee.

Agassiz Valley passed for 54 yards compared to 104 for Frazee (once again 80 of that on one play). Jaden Cuypers completed 4 of 11 passes for 54 yards. Tight end Cody Stangeland caught two passes for 21 yards. Jens Gylland grabbed one pass that covered 33 yards.

The loss drops the Thunder to 1-6 on the season and Frazee improves to 2-5. Next action for the Thunder will be a game at the Fargodome

Frazee 18	
Agassiz Valley 0	
Frazee	12 6 0 0 18
Agassiz Valley	0 0 0 0 0
Frazee - Shipman	80 pass from Savary (kick failed)
Frazee - Sandberg	3 run (run failed)
Frazee - Shipman	4 pass from Savary (run failed)



Monday, October 17, 2005
Boys Football

Hornets Blank Thunder 18-0

By Craig Olson
CraigOlsonSports.com

Frazee, MN -

The Frazee Hornets struck quickly on Friday night and the Agassiz Valley Thunder couldn't recover as the Hornets went on to post an 18-0 victory in Frazee.

On the first play of the game, the Hornets went 80 yards on a fly pattern, taking a 6-0 lead.

After Agassiz Valley ran 3 plays and was forced to punt, the Thunder stopped them on their next possession, forcing a punt by the Hornets. Agassiz Valley fumbled the punt, giving Frazee the ball on the 8 yard line. Frazee scored again to take a 12-0 lead.

On the next possession, quarterback **Cody Schulz** fumbled the ball while scrambling to avoid the pass rush. Frazee recovered the ball inside the ten yard line and converted a fourth and goal by hitting a slant pass to take an 18-0 lead.

"Take those mistakes away and we did a good job for the next three quarters," said Agassiz Valley head coach **Bryan Strand**. "We just can't get over that hump as far as not making mistakes early in the game."

Frazee had 111 yards rushing and 104 passing (80 coming on 1 play).

Agassiz Valley came out in the 2nd quarter and had a very nice drive keeping the ball for 10:50 of the quarter.

"We took the ball from our own 14 yard line to their 4 yard line but could not get the ball in the end zone," added Strand. "In the 2nd half we were stopped after our first, first down, and went for a fake punt. **Jaden Cuypers** hit **Jens Gylland** for a 33 yard gain taking us all the way down to the 33 yard line, we eventually got down to the 15 yard line but a penalty put us right back on the 20. Two unsuccessful passes and we turned ball back over to Frazee."

In the fourth quarter the Thunder went to sophomore quarterback **Zach Olson**, who threw 8 passes, all falling incomplete.

"The important thing was he put them in places where our receivers at least had a chance to make the catches," noted Strand. "Zach will be our starting QB this week against Breckenridge and will also take over the role during the playoffs. It was a very frustrating loss knowing that because of mistakes again we lost. We did not get outplayed, we simply did not make the plays when we had the chances too."

Agassiz Valley finished with 119 yads rushing, led by Gylland with 41 yards on 11 carries. Cuypers completed 4 of 11 passes for 54 yards with two of them caught by **Cody Stangeland** for 21 yards.

GAME NOTES:

No game notes to report

Offensive Stats vs. Frazee

RUSHING	Attempts	Yards	Average per rush	Touchdowns	fumbles	
Jens Gylland	11	49	4.5			
Aaron Schindler	6	29	4.8			
Cody Cox	3	15	5.0			
Anders Gylland	4	26	6.5			
Cody Schulz	2	-1	-0.5		2/2	
Jaden Cuypers	4	-1	-0.3			
Michael Brandt	2	7	3.5		1/0	
Brett Allen						
Zach Olson	1	-5	-5.0			
Total yards	33	119	3.6			
PASSING	Attempts	Completions	Yards	Average Per Pass	Touchdowns	Interceptions
Cody Schulz						
Jaden Cuypers	11	4	54	13.5		
Zach Olson	8	0	0		0	
RECEIVING	Receptions	Yards	Avg. Per Catch	Touchdowns		
Brent Halverson						
Brett Allen	1	0				
Derek Syverson						
Kirk Anderson						
Cody Stangeland	2	21	10.5			
Jens Gylland	1	33	33			
Aaron Schindler						
Cody Cox						
Jaden Cuypers						
Tanner Larson						
Brandon Fankhanel						
KICKING	Type of Kick	Attempts	Yards	Avg. Per Kick		
Cody Cox	Punt	3	106	35.3		
Brent Halverson	KO					
Casey Johnson	KO	1	60	60.0		
RETURNS	Number of Returns	Yards	Avg Per Return	Fumbles		
Brandon Fankhanel	1	4	4.0			
Derek Syverson	1	0			1	
Brett Allen	1	15				
Aaron Schindler						
Cody Schulz						
Anders Gylland						
Jens Gylland						
Kirk Anderson						
Michael Brandt	1	23				
GAME STATS	AVT	Opponent				
First Downs	10	8		Time of Possession	AVT	DGF
Rushing	7	7			24:45	23:15
Passing	2	1		Fumbles/Lost	4/3	0/0
Penalty	1					
Rushing Yards	119	111				
Passing Yards	54	104				
Total Offense	173	215				
Turnovers	3	1				
Penalties						
Number	7	6				
Yards penalized	40	60				

AVT vs.Fraze

Name	#	Solo Tackles +3	Assisted Tackles +1	Tackle for Loss +2	Tipped Pass +1	Fumble Caused +4	Fumble Recovery +3	INT +5	Sack +4	Blocked Kick +5	Tackle on Kick +3	Total Points
D. Suko	3											0
A. Gylland	4										1	3
D. Syverson	5	3	5	1								16
Jens Gylland	6											0
Cody Schulz	7											0
T. Larson	8											0
C. Stangeland	10	1	1		1			1				10
J. Cuypers	11											0
B. Fankhanel	21											0
A. Brendan	24		1									1
Brett Allen	27		1									1
D. Davidson	32											0
B. Stout	34											0
M. Brandt	35											0
Cody Cox	40	4	9	1								23
L. Peppel	43	2	5								1	14
A. Schindler	44											0
K. Anderson	45	3			1							10
Devon Brakke	50											0
T. Haugrud	51											0
Jeff Titus	52	1										3
Jared Nelson	53	2	5									11
J. Haglund	54	3	4	2								17
B. Lammers	55											0
T. Longtin	56											0
L. Mostue	58	2	3	2								13
G. Jensen	62											0
T. Jorud	65	2	2									8
B. Jorud	66											0
J. Holland	70											0
R. Renecker	72	1	3	1								8
C. Johnson	74											0
Shane Harris	76											0
Dana Brakke	78		1									1
M. Hoppe	79											0
J. Stall	80											0
A. Albright												0
B. Halverson	88		1									1
Totals		24	41	7	2	0	0	1	0	0	2	

Breckenridge Defeats AV Thunder At Fargodome

The Agassiz Valley Thunder ended their regular season on July last Wednesday night at the Fargodome. Breckenridge capitalized on some key Thunder first half mistakes propelling them to a 21-6 victory.

Senior Breckenridge quarterback Mike Herrick was essentially a one-man wrecking crew. He ran for over 100 yards and threw for over 100 yards primarily in the first half. He scored one touchdown himself and set up for two more in the first half.

The night started on the wrong note for the Thunder. They were unable to move the ball on their first possession and were forced to punt the ball back to the Cowboys. On the second punt attempt a high snap allowed penetration from the Breckenridge defense to rush in and block the punt.

The ball rolled out of the end zone for a safety.

The Thunder defense forced the Cowboys to give the ball back on the ensuing possession. Agassiz Valley's next possession ended abruptly as they fumbled the ball back to the Cowboys on the first play of the series. Breckenridge scored on this drive on a pass from Mike Herrick to Alex Jenson and the flood seemed to open up.

The Cowboys scored again on a 5 yard pass play from Herrick to end Jamie Jacklitch. The final score of the first half came on a 63 yard run by Herrick. Breckenridge built the lead to 22-0 and seemed to be in full control of the game.

They scored two more times in the second half before the Thunder could put any points on the board. The only score for the Thunder came on the only carry of the night for Landon Peppel. He darted in from 10 yards away for the touchdown. There were a few bright moments for the Thunder. Sophomore quarterback Zach Olson got his first start of the season and threw for over 100 yards on three of nine passing attempts. He completed three long passes. Two of those passes covered 30 yards to wide receiver Cody Schultz and one covered 35 yards to Landon Fankhanel. Jens Gylland was the leading



Trojan football players Jens Gylland, #6, Cody Schultz, #7, Jeff Titus, #52, Jared Haglund, #54 and Dana Brakke, #78, are holding their positions, struggling to score some points during recent football play.

ground gainer for the Thunder rushing for 60 yards on 13 carries.

Some key injuries have really hurt the Thunder cause. Aaron Schindler, a two-way starter, is out for the season with knee problems. Two way starter Cody Cox severely sprained his ankle in the game and is doubtful for the remainder of the season.

"We came out strong defensively, stopping their main plays but the quarterback play of Mike Herrick was too much for us," commented Coach Bryan Strand. "Whenever they needed a big play he was the one that came up with it. It was by far our best hitting night of the year, we came out and stuck them good from the first play. We again made too many mistakes, fumbles and interceptions that hurt us."

Agassiz Valley will now move forward into the play-offs. Their first opponent will be at Hawley on Tuesday night at 6:00 p.m. The

Nuggets are the number two seed in the Section play-offs and remain undefeated thus far. The Thunder will have a tall order to advance to the Section semi-finals on Saturday.

The win improves Breckenridge to 5-3 on the season while the Thunder falls to 1-7.

Breckenridge	10	12	6	7	41
Agassiz Valley	0	0	0	6	6

Breckenridge -- Safety

Breckenridge -- Jenson 22 pass from Herrick (Kent from Herrick)

Breckenridge -- Jacklitch 75 pass from Herrick (pass failed)

Breckenridge -- Herrick 63 run (pass failed)

Breckenridge -- Muller 10 run (kick failed)

Breckenridge -- Jenson 65 fumble

return (Jenson kick)

Agassiz Valley -- Landon Peppel 11 run (kick failed)

Breckenridge -- Nelson 27 run (kick failed)

Individual Statistics:

Rushing: Agassiz Valley, Jens Gylland 13-60, Zach Olson 5-(10), Jaden Cuypers 5-22, Cody Cox 3-6, Landon Peppel 1-11. Breckenridge, Muller 18-90, Herrick 8-109, Peppel 6-11, Bogenreif 1-3, Nelson 4-40, Owens 2-3, Klostreich 2-8, Steffens 1-0.

Passing: Agassiz Valley, Olson 3-9-1 103 yards. Breckenridge, Herrick 4-5-0 112.

Receiving: Agassiz Valley, Schultz 2-68, Fankhanel 1-35. Breckenridge, Kent 2-15, Jenson 1-22, Jacklitch 1-75.

Offensive Stats vs. Breckenridge

RUSHING	<i>Attempts</i>	<i>Yards</i>	<i>Average per rush</i>	<i>Touchdowns</i>	<i>fumbles</i>
Jens Gylland	12	58	4.8		
Aaron Schindler					
Cody Cox	3	6	2.0		
Anders Gylland	1	4	4.0		
Cody Schulz					
Jaden Cuypers	5	24	4.8		
Michael Brandt					
Brett Allen					
Zach Olson	6	-10	-1.7		2
Landon Peppel	1	11		1	
Total yards	27	82	3.0		

PASSING	<i>Attempts</i>	<i>Completions</i>	<i>Yards</i>	<i>Average Per Pass</i>	<i>Touchdowns</i>	<i>Interceptions</i>
Cody Schulz	1	0				
Jaden Cuypers	2	1	34	34.0		
Zach Olson	9	2	68	34.0		1

RECEIVING	<i>Receptions</i>	<i>Yards</i>	<i>Avg. Per Catch</i>	<i>Touchdowns</i>
Brent Halverson				
Brett Allen				
Derek Syverson				
Kirk Anderson				
Cody Stangeland				
Jens Gylland				
Aaron Schindler				
Cody Cox				
Jaden Cuypers				
Tanner Larson				
Brandon Fankhanel	1	34	34	
Cody Schulz	2	68	34	

KICKING	<i>Type of Kick</i>	<i>Attempts</i>	<i>Yards</i>	<i>Avg. Per Kick</i>
Cody Cox	Punt	1	33	33.0
Brent Halverson	KO			
Casey Johnson	KO	3	95	31.7
Jens Gylland	Punt	1	37	37.0

RETURNS	<i>Number of Returns</i>	<i>Yards</i>	<i>Avg Per Return</i>	<i>Fumbles</i>
Brandon Fankhanel				
Derek Syverson				
Brett Allen	8	122	15.25	
Aaron Schindler				
Cody Schulz				
Anders Gylland				
Jens Gylland				
Kirk Anderson				
Michael Brandt				

GAME STATS	<i>AVT</i>	<i>Opponent</i>	<i>Time of Possessi</i>	<i>AVT</i>	<i>DGF</i>
First Downs	7	10			
Rushing	4	10		22:10	25:50
Passing	3		Fumbles/Lost	2/2	2/1
Penalty					
Rushing Yards	82	238			
Passing Yards	102	113			
Total Offense	184	351			
Turnovers	3	1			
Penalties					
Number	1	5			
Yards penalized	5	50			

AVT vs. Breck

[illegible]

The Hawley Nuggets demonstrated why they are undefeated on the season and why they will be a force to be reckoned with in the play-offs. The Nuggets scored 34 first half points en route to a 41-19 victory over the Agassiz Valley Thunder in Hawley on Tuesday.

The Thunder found themselves being rather neighborly again as they turned the ball over 10 times including seven pass interceptions and three fumbles. Granted many of those turnovers were when the Thunder were desperately trying to get back into the game, but it is difficult to compete with a good team with that many gifts handed to them.

Coach Strand summed up things this way: "We would have had to play a mistake free game and we didn't do it. We had four potential starters on the bench for injuries and other things."

He also had a lot of praise for the Hawley team: "Their running attack killed us all night, they are good at what they do. They don't run a lot of plays but they are great at the ones they have."

The game started like too many of the games have for the Thunder, they fumbled the ball away. It was recovered by the Nuggets around the Thunder 20 yard line. Four plays later the Nugget's quarterback Brady Harms dashed in from eight yards away for the first score of the night.

The next series found the Thunder moving the ball and picking up several first downs before they had to punt the ball away to the Nuggets. With Hawley pinned back on their own 13 yard line, Harms once again broke free and sprinted toward the goal line for an 87 yard touchdown run.

The Thunder never found the end zone until the fourth period when they tacked on three touchdowns. Quarterback Cody Schulz connected on three touchdown passes during that stretch. He hit Kirk Anderson for the first score from 14 yards away. The next two touchdown passes were caught by Brandon Fankhanel. The first covered 67

Hawley Nuggets End AV Thunder Football Season



Brett Allen, #27, goes out for the pass as Quarterback Cody Schulz prepares to throw the football.

yards and the final score was from 21 yards away.

Several bright spots from this game were Brandon Fankhanel's six pass receptions for 150 yards and Cody Schulz completed six of nine passes for 168 yards. Senior running back Jens Gylland led the way on the ground with 60 yards on 11 carries. Coach Strand offered extra praise for nose guard Tanner Jorud for his outstanding play on defense.

This was a disappointing way to end the season. Key injuries (two way starters Cody Cox and Aaron Schindler) put the Thunder in a bad position before the game even started. Also playing an undefeated team in the opening round and costly turnovers made the prospects of winning this game seem like an almost impossible task.

Reflecting back on the season, Coach Strand had these comments: "This was an extremely fun team to coach, I said that coming in that I wanted to make football fun and also to teach the kids some things, I believe that happened. We did not have the year we wanted to have, but I guess you have to start somewhere."

We were negative 21 on the year in turnover ratio, but we still gathered more first downs than our opponents, had way fewer penalties and played very well against some very good opponents. There were many shinning spots this year no matter what the final score ever says. We gave up points because we turned the ball over inside our opponents 35 yard line at least 10-15 times, not something a team can do and expect to win. We have a strong nucleus coming back next year and I am going to stress the weight room like never before, if this team wants to get better it has to happen in the weight room," Strand said.

The Thunder graduates 14 seniors and our hats go off to them for their hard work. Many times when a team doesn't win the perception is one of failure. However, the striving to win is of much greater reward than the actual win. These guys will look back on their high school years and remember the battles. We all wish these young men the best in the years ahead.

Hawley won their next play-off game over Mahanomen on Saturday by another top-sided score 35-7. Mahanomen had only lost one game (to Hawley) on the season, and it looks like Hawley is firing on all cylinders during this play-off time. The Nuggets will face top seeded Pelican Rapids for the Section title and a birth into the State play-offs.

The Thunder close out their season with a 1-8 record and look to the off-season in preparation to turn some of those losses into victories.

Game Summary

Hawley	20	14	7	0	41
AVT	0	0	0	19	19

Hawley - Harms 8 run
(VanHavermaet kick)

Hawley - Harms 87 run
(VanHavermaet kick)

Hawley - Mattson 6 run (kick failed)

Hawley - Strandquist 46 pass from Harms (Mattson run)

Hawley - Boyer 6 pass from VanHavermaet (kick failed)

Hawley - Paur 30 run
(VanHavermaet kick)

Agassiz Valley - Kirk Anderson 14 pass from Cody Schulz (pass failed)

Agassiz Valley - Brandon Fankhanel 67 pass from Cody Schulz (kick failed)

Agassiz Valley - Brandon Fankhanel 21 pass from Cody Schulz (Bryan Lammers kick)

INDIVIDUAL STATISTICS

Rushing: Agassiz Valley, Jens Gylland 11-60, Zach Olson 6-31, Cody Schulz 7-(-7), Jaden Cuypers 5-17, Landon Peppel 2-1. Hawley, Mattson 12-136, Paur 6-49, Harms 4-97, Gilberts 4-13, VanHavermaet 2-9, Laddusaw 2-9, Aakre 1-9, Sorenson 1-1, Guida 1-(-2).

Passing: Agassiz Valley, Zach Olson 2-14-7 25, Cody Schulz 6-9-0 168, Jaden Cuypers 1-3-0 11. Hawley, Harms 1-4-2 46, VanHavermaet 1-1-0 6.

Receiving: Agassiz Valley, Brandon Fankhanel 6-150, Kirk Anderson 2-25, Jaden Cuypers 1-34, Brent Halverson 1-18, Cody Stangeland 1-10.

Offensive Stats vs. HAWLEY

RUSHING	<i>Attempts</i>	<i>Yards</i>	<i>Average per rush</i>	<i>Touchdowns</i>	<i>fumbles</i>
Jens Gylland	10	51	5.1		1
Aaron Schindler					
Cody Cox					
Anders Gylland					
Cody Schulz	5	0			
Jaden Cuypers	7	14	2.0		2
Michael Brandt					
Brett Allen					
Zach Olson	8	30	3.8		
Landon Peppel	2	2			
Total yards	32	97	3.0		

PASSING	<i>Attempts</i>	<i>Completions</i>	<i>Yards</i>	<i>Average Per Pass</i>	<i>Touchdowns</i>	<i>Interceptions</i>	<i>Passing Percentage</i>
Cody Schulz	10	6	154	25.7	3	0	60.0%
Jaden Cuypers	3	1	8	8.0			33.3%
Zach Olson	13	3	36	12.0	0	6	23.1%

RECEIVING	<i>Receptions</i>	<i>Yards</i>	<i>Avg. Per Catch</i>	<i>Touchdowns</i>
Brent Halverson				
Brett Allen				
Derek Syverson				
Kirk Anderson	2	24		1
Cody Stangeland	1	7		
Jens Gylland				
Aaron Schindler				
Cody Cox				
Jaden Cuypers	1	19		
Tanner Larson				
Brandon Fankhanel	6	148		2
Cody Schulz				

KICKING	<i>Type of Kick</i>	<i>Attempts</i>	<i>Yards</i>	<i>Avg. Per Kick</i>
Cody Cox	Punt			
Brent Halverson	KO			
Casey Johnson	KO	4	148	37.0
Jens Gylland	Punt			
Brandon Fankhanel	Punt	1	23	23.0

RETURNS	<i>Number of Returns</i>	<i>Yards</i>	<i>Avg Per Return</i>	<i>Fumbles</i>
Brandon Fankhanel				
Derek Syverson				
Brett Allen	1	15	15	
Aaron Schindler				
Cody Schulz	2	20	10	
Anders Gylland				
Jens Gylland				
Kirk Anderson				
Michael Brandt	3	42	14	
Landon Peppel	1	7	7	

GAME STATS	<i>AVT</i>	<i>Opponent</i>	<i>Time of Posses</i>	<i>AVT</i>	<i>hawley</i>
First Downs	10	7			
Rushing	6	7		28:52	19:08
Passing	4		Fumbles/Lost	3/3	1/1
Penalty					
Rushing Yards	97	316			
Passing Yards	198	53			
Total Offense	295	369			
Turnovers	9	3			
Penalties					
Number	7	3			
Yards penalized	50	25			

AVT vs.Hawley

Name	#	Solo Tackles +3	Assisted Tackles +1	Tackle for Loss +2	Tipped Pass +1	Fumble Caused +4	Fumble Recovery +3	INT +5	Sack +4	Blocked Kick +5	Tackle on Kick +3	Total Points
D. Suko	3		1									1
A. Gylland	4											0
D. Syverson	5	3	1									10
Jens Gylland	6											0
Cody Schulz	7											0
T. Larson	8	3	4									13
C. Stangeland	10		4									4
J. Cuypers	11	1										3
B. Fankhanel	21											0
A. Brendan	24											0
Brett Allen	27	2	2					1				13
D. Davidson	32											0
B. Stout	34											0
M. Brandt	35											0
Cody Cox	40											0
L. Peppel	43		4									4
A. Schindler	44											0
K. Anderson	45	2	9									15
Devon Brakke	50											0
T. Haugrud	51											0
Jeff Titus	52		1									1
Jared Nelson	53		3									3
J. Haglund	54	2	5	1								13
B. Lammers	55		1									1
T. Longtin	56											0
L. Mostue	58											0
G. Jensen	62	1	2									5
T. Jorud	65	1	8				1				1	17
B. Jorud	66											0
J. Holland	70											0
R. Renecker	72											0
C. Johnson	74											0
Shane Harris	76											0
Dana Brakke	78											0
M. Hoppe	79											0
J. Stall	80											0
A. Albright												0
B. Halverson	88	1	1					1				9
Totals		16	46	1	0	0	1	2	0	0	1	

Conference Stats

RUSHING		Attempts	Yards	Average per rush	Touchdowns	fumbles		
Jens Gylland		81	355	4.4	0	3		
Aaron Schindler		24	74	3.1	0	1		
Cody Cox		42	245	5.8	0	0		
Anders Gylland		7	33	4.7	0	0		
Cody Schulz		39	-17	-0.4	1	5		
Jaden Cuypers		23	80	3.5	0	0		
Michael Brandt		2	7		0	1		
Brett Allen		3	7	2.3	0	0		
Zach Olson		8	-15	-1.9	0	1		
Landon Peppel		1	11	11.0	1	0		
Total yards		229	769	3.4	0	0		
PASSING		Attempts	Completions	Yards	Average Per Pass	Touchdowns	Interceptions	Passing Percentage
Cody Schulz		59	17	282	16.6	2	8	28.81%
Jaden Cuypers		24	9	125	13.9	1	2	37.50%
Zach Olson		17	2	68	34.0	0	1	11.76%
RECEIVING		Receptions	Yards	Avg. Per Catch	Touchdowns			
Brent Halverson		3	58	19.3				
Brett Allen		9	155	17.2				
Derek Syverson		0	0					
Kirk Anderson		4	55	13.8				
Cody Stangeland		3	23	7.7				
Jens Gylland		4	67	16.8				
Aaron Schindler		0	0					
Cody Cox		1	8	8.0				
Jaden Cuypers		0	0					
Tanner Larson		0	0					
Brandon Fankhanel		2	41		34			
Cody Schulz		2	68		34			
KICKING		Type of Kick	Attempts	Yards	Avg. Per Kick			
Cody Cox		Punt	21	682	32.5			
Brent Halverson		KO	0	0				
Casey Johnson		KO	14	640	45.7			
Jens Gylland		Punt	2	62	31.0			
RETURNS		Number of Returns	Yards	Avg Per Return				
Brandon Fankhanel		14	90	6.4				
Derek Syverson		5	9	1.8				
Brett Allen		20	381	19.1				
Aaron Schindler		0	0					
Cody Schulz		1	15	15.0				
Anders Gylland		3	44	14.7				
Jens Gylland		1	22	22				
Kirk Anderson		4	25	20				
GAME STATS		AVT	Opponent					
First Downs		56	64	Pts Scored Conference Games				
Rushing		35	46	Us Them				
Passing		14	17	34 212				
Penalty		7	1					
Rushing Yards		771	1071					
Passing Yards		475	849					
Total Offense		1246	1920					
Turnovers		25	7					
Penalties								
Number		30	42					
Yards penalized		175	370					

CONFERENCE STATS 0-7

Name	#	Solo Tackles +3	Assisted Tackles +1	Tackle for Loss +2	Tipped Pass +1	Fumble Caused +4	Fumble Recovery +3	INT +5	Sack +4	Blocked Kick +5	Tackle on Kick +3	Total Points
D. Suko	3	2	5	0	0	0	1	0	0	0	1	17
A. Gylland	4	0	0	0	0	0	0	0	0	0	1	3
D. Syverson	5	11	14	2	1	0	0	0	0	0	0	52
Jens Gylland	6	1	1	0	0	0	0	0	0	0	0	4
Cody Schulz	7	3	3	0	0	0	0	0	0	0	0	12
T. Larson	8	17	25	2	0	0	0	0	0	0	4	92
C. Stangeland	10	6	2	0	1	0	0	1	0	0	1	29
J. Cuypers	11	0	0	0	0	0	0	0	0	0	0	0
B. Fankhanel	21	1	1	0	0	0	0	0	0	0	0	4
A. Brendan	24	0	2	0	0	0	0	0	0	0	0	2
Brett Allen	27	18	16	2	3	0	0	0	0	0	1	80
D. Davidson	32	0	0	0	0	0	0	0	0	0	0	0
B. Stout	34	0	0	0	0	0	0	0	0	0	0	0
M. Brandt	35	0	0	0	0	0	0	0	0	0	0	0
Cody Cox	40	28	43	2	0	0	0	0	0	0	2	137
L. Peppel	43	11	20	0	0	0	0	0	0	0	3	62
A. Schindler	44	10	12	0	3	0	0	0	0	0	0	45
K. Anderson	45	22	26	0	3	0	1	0	0	0	2	104
Devon Brakke	50	0	0	0	0	0	0	0	0	0	0	0
T. Haugrud	51	0	2	0	0	0	0	0	0	0	0	2
Jeff Titus	52	2	6	0	0	0	0	0	0	0	0	12
Jared Nelson	53	8	13	3	0	0	2	0	1	0	0	53
J. Haglund	54	16	26	4	0	1	1	0	2	0	3	106
B. Lammers	55	1	2	0	0	0	0	0	0	0	0	5
T. Longtin	56	2	2	1	0	0	0	0	1	0	0	14
L. Mostue	58	6	5	2	0	0	0	0	0	0	1	30
G. Jensen	62	1	2	1	0	0	0	0	1	0	0	11
T. Jorud	65	12	17	1	0	0	0	0	1	0	5	74
B. Jorud	66	0	0	0	0	0	0	0	0	0	0	0
J. Holland	70	0	0	0	0	0	0	0	0	0	0	0
R. Renecker	72	3	4	1	0	0	0	0	0	0	0	15
C. Johnson	74	0	1	0	0	0	0	0	0	0	0	1
Shane Harris	76	0	0	0	0	0	0	0	0	0	0	0
Dana Brakke	78	4	14	2	0	0	0	0	1	0	2	40
M. Hoppe	79	0	2	0	0	0	0	0	0	0	0	2
J. Stall	80	0	0	0	0	0	0	0	0	0	0	0
A. Albright		0	0	0	0	0	0	0	0	0	0	0
B. Halverson	88	5	4	4	0	0	0	0	2	0	0	35
Totals		190	270	27	11	1	5	1	9	0	26	


OFFENSIVE GAME STATS SEASON 1-8

RUSHING		Attempts	Yards	Average per rush	Touchdowns			
Jens Gylland		104	468	4.5	1			
Aaron Schindler		44	188	4.3	1			
Cody Cox		46	270	5.9	0			
Anders Gylland		9	35	3.9	0			
Cody Schulz		53	30	0.6	2			
Jaden Cuypers		32	86	2.7	0			
Michael Brandt		2	7	3.5	0			
Brett Allen		3	7	2.3	0			
Zach Olson		16	15	0.9	0			
Landon Peppel		3	13	4.3	1			
Totals		312	1119	3.6	5			
PASSING		Attempts	Completions	Yards	Average Per Pass	Touchdowns	Interceptions	Passing Percentage
Cody Schulz		74	23	436	19.0	5	8	31.1%
Jaden Cuypers		28	10	133	13.3	1	2	35.7%
Zach Olson		30	5	104	20.8	0	7	16.7%
Totals		132	38	673	17.7	6	17	28.8%
RECEIVING		Receptions	Yards	Avg. Per Catch	Touchdowns			
Brent Halverson		3	58	19.3	1			
Brett Allen		9	155	17.2	1			
Derek Syverson		0	0		0			
Kirk Anderson		6	79	13.2	1			
Cody Stangeland		4	30	7.5	0			
Jens Gylland		4	67	16.8	0			
Aaron Schindler		0	0		0			
Cody Cox		1	8	8.0	1			
Jaden Cuypers		1	19	19.0	0			
Tanner Larson		0	0		0			
Brandon Fankhanel		8	189	23.6	2			
Cody Schulz		2	68	34.0				
Totals		38	673	17.7	6			
KICKING		Type of Kick	Attempts	Yards	Avg. Per Kick			
Cody Cox		Punt	24	769	32.0			
Brent Halverson		KO	4	154	38.5			
Casey Johnson		KO	18	788	43.8			
Jens Gylland		Punt	2	62	31.0			
Brandon Fankhanel		Punt	1	23	23.0			
RETURNS		Number of Returns	Yards	Avg Per Return				
Brandon Fankhanel		18	126	7.0				
Derek Syverson		5	9	1.8				
Brett Allen		21	396	18.9				
Aaron Schindler		1	3	3.0				
Cody Schulz		3	35	11.7				
Anders Gylland		3	44	14.7				
Jens Gylland		1	22	22.0				
Kirk Anderson		1	20	20.0				
Michael Brandt		4	65	16.3				
Landon Peppel		1	7	7.0				
Totals		58	727	12.5				
GAME STATS		AVT	Opponent					
First Downs		76	73					
Rushing		51	54					
Passing		18	18					
Penalty		7	1					
Rushing Yards		1119	1385					
Passing Yards		673	1008					
Total Offense		1783	2393					
Turnovers		34	13	-21				
Penalties : Number		40	51					
Yards Penalized		240	430					


Season Totals 1-8

Name	#	Solo Tackles +3	Assisted Tackles +1	Tackle for Loss +2	Tipped Pass +1	Fumble Caused +4	Fumble Recovery +3	INT +5	Sack +4	Blocked Kick +5	Tackle on Kick +3	Total Points
D. Suko	3	2	6	0	0	0	1	0	0	0	1	18
A. Gylland	4	0	0	0	0	0	0	0	0	0	1	3
D. Syverson	5	15	16	2	1	0	0	1	0	0	0	71
Jens Gylland	6	3	2	1	0	0	1	0	0	0	0	16
Cody Schulz	7	4	4	0	1	0	0	0	0	0	0	17
T. Larson	8	20	29	2	0	0	0	0	0	0	4	105
C. Stangeland	10	6	6	0	1	0	0	1	0	0	1	33
J. Cuypers	11	1	0	0	0	0	0	0	0	0	0	3
B. Fankhanel	21	1	1	0	0	0	0	0	0	0	0	4
A. Brendan	24	0	2	0	0	0	0	0	0	0	0	2
Brett Allen	27	21	22	2	4	1	1	2	0	0	1	113
D. Davidson	32	0	0	0	0	0	0	0	0	0	0	0
B. Stout	34	0	0	0	0	0	0	0	0	0	0	0
M. Brandt	35	0	0	0	0	0	0	0	0	0	0	0
Cody Cox	40	32	48	8	0	1	0	0	3	0	2	182
L. Peppel	43	11	24	0	0	0	0	0	0	0	5	72
A. Schindler	44	12	13	0	4	0	0	0	0	0	0	53
K. Anderson	45	25	40	0	3	0	1	0	1	0	2	131
Devon Brakke	50	0	0	0	0	0	0	0	0	0	0	0
T. Haugrud	51	0	2	0	0	0	0	0	0	0	0	2
Jeff Titus	52	3	8	0	0	0	0	0	0	0	0	17
Jared Nelson	53	8	16	3	0	0	2	0	1	0	0	56
J. Haglund	54	20	32	5	0	1	1	0	2	0	4	129
B. Lammers	55	1	3	0	0	0	0	0	0	0	0	6
T. Longtin	56	3	4	1	0	0	0	0	1	0	0	19
L. Mostue	58	6	7	2	0	0	0	0	0	0	1	32
G. Jensen	62	2	5	1	0	0	0	0	1	0	0	17
T. Jorud	65	14	30	4	0	0	1	0	1	0	6	105
B. Jorud	66	0	0	0	0	0	0	0	0	0	0	0
J. Holland	70	0	0	0	0	0	0	0	0	0	0	0
R. Renecker	72	3	4	1	0	0	0	0	0	0	0	15
C. Johnson	74	0	1	0	0	0	0	0	0	0	0	1
Shane Harris	76	0	0	0	0	0	0	0	0	0	0	0
Dana Brakke	78	4	17	4	0	0	1	0	1	0	2	50
M. Hoppe	79	0	2	0	0	0	0	0	0	0	0	2
J. Stall	80	0	0	0	0	0	0	0	0	0	0	0
A. Albright		0	0	0	0	0	0	0	0	0	0	0
B. Halverson	88	7	7	8	0	0	0	1	5	0	0	69
Totals		224	351	44	14	3	9	5	16	0	30	


Cody Cox Named To HOL All-Conference Football Team




CODY COX
HOL ALL-CONFERENCE TEAM



BRETT ALLEN
HOL ALL-CONFERENCE
HONORABLE MENTION



DANA BRAKKE
HOL ALL-CONFERENCE
HONORABLE MENTION



JENS GYLLAND
HOL ALL-CONFERENCE
HONORABLE MENTION

The Heart O' Lakes announced its post-season awards recently. Breckenridge senior Mike Herrick (QB/DB) and West Central Area senior Blake Olson (TE/S) have been named co-winners of the Most Valuable Player award.

The Thunder's Cody Cox was selected from the Agassiz Valley team.

Cody Cox led Agassiz Valley in tackles and had more defensive points than any other Thunder player. Cox, a sophomore, was also the second leading ground gainer for the Thunder averaging 4.5 yards per carry.

Receiving honorable mention for the Thunder this season were running back Jens Gylland, lineman Dana Brakke, and wide receiver/cornerback Brett Allen. Gylland, Brakke, and Allen are all seniors.

Some other awards given were Pelican Rapids senior Tyler Scott (QB) as Most Valuable Offensive Back, West Central Area senior Chad Denardo (C/DE) as Most Valuable Defensive Lineman, Roseau senior John Prelvitz (TE/DE) as the Most Valuable Receiver, senior Raul Longoria (FB/LB) of D-G-F as Most Valuable Linebacker and senior Tyler

Doll (WR/DB) of Perham as Most Valuable Defensive Back. Pelican Rapids head coach David Haugen has been named Coach of the Year.

Other members to the All-Conference team are listed for each school:

Pelican Rapids - seniors Nathan Shulstad (WR/OLB), Adam Johnson (RB/LB), Nick Nelson (OT/DT), Mitch Johnson (LB), and juniors Zach Lundquist (FB/LB) and Chris Lage (RB/FS);

West Central Area - Blake Olson, seniors Brady Schneeberger (RB/S) and Shawn Strunk (G/NG) and junior Mitch Ronhovde (RB/LB);

Breckenridge - Mike Herrick, seniors Andy Muller (RB), Ross Wilson (OL/DL) and Tyler Kent (WR/DB) and junior Lance Leinen (LB);

Perham - Caleb Anderson (QB/WR/DB), Dusty Dertinger (OT/DE), Robbie Bohn (C/NG), Nick Kiphuth (FB/LB);

Dilworth-Glyndon-Felton - Matt Green (QB), Nick Kosen (RB/SS), Adam Fischer (WR/FS);

Roseau - Brian McMillin (C/LB), Max Krueger (OT/DT); and

Frazee - Austin Bachmann (RB/LB), Kyler Wegner (OG/DT).

